

Quaderni-Schede per la Scuola Elementare

I quaderni-schede sono stati ideati per ribadire le nozioni che giorno per giorno si apprendono a scuola e soprattutto per sollecitare al ragionamento e all'osservazione, perchè i realizzatori hanno sempre tenuto presente che **OCCORRE INSEGNARE A PENSARE**, piuttosto che insegnare dei pensieri.

Questa è la premessa valida per tutti i nostri quaderni-schede.

Lo scopo:

La serie di quaderni "A casa come a scuola" consente di riprendere e di sviluppare le nozioni che l'alunno ha appreso a scuola. Infatti essi offrono:

- esercizi di grande difficoltà, in modo che si possa superare con facilità ogni ostacolo;
- esercizi che seguono il ritmo quotidiano dell'apprendimento scolastico, classe per classe;
- esercizi che SPINGONO A CAPIRE IL PERCHÉ di certe regole o, addirittura, a scoprire da soli le regole;

inoltre offrono la possibilità di controllare individualmente le incertezze del ragazzo e di intervenire con gli appositi esercizi. Le schede sbagliate potranno essere ripetute anche a distanza di tempo, perchè ogni quaderno è provvisto di una scheda di controllo dove il genitore, o l'insegnante, sbarra il numero relativo alla scheda sbagliata.

Seguendo poi la falsariga dell'esercizio, si può con estrema facilità ideare nuovi esercizi.

Una raccomandazione ai genitori:

Spesso per affetto, per paura che il figliolo sbagli, si è portati a dare subito la risposta giusta al primo tentennamento. I compilatori di questi quaderni-schede vi pregano di avere pazienza, di attendere, di non dare nessun aiuto. Se la scheda risulterà sbagliata cercate di comprendere il perchè dello sbaglio; solo se si scopre il perchè si potrà correggere **costruendo**.

Spesso gli sbagli derivano da una cattiva interpretazione del testo. I compilatori hanno fatto in modo che ad ogni passaggio di difficoltà, il bambino sia costretto a "fare" (lo stesso disegnare o colorare quadretti, o palline, o misurare, aiuta a meditare su quello che l'esercizio vuole ottenere).

Quando lo sbaglio si ripete abbiate la pazienza di far fare quello stesso tipo di esercizio altre volte, a distanza di tempo.

Nessun esercizio presenta difficoltà particolari, ma se il bambino non riesce, offrite a vostro figlio la possibilità di risolvere praticamente l'esercizio stesso (pezzetti di legno, stuzzicadenti, spago, bottoni sono i migliori collaboratori in quanto lo obbligano a fare, non a lavorare astrattamente).

Infatti i quaderni-scheda sono stati ideati per consolidare le nozioni che giorno per giorno si apprendono a scuola, e soprattutto per sollecitare al ragionamento e alla osservazione, perchè i realizzatori hanno sempre tenuto presente che **OCCORRE INSEGNARE A PENSARE, PIUTTOSTO CHE INSEGNARE DEI PENSIERI.**

Un'altra raccomandazione: non abbiate fretta che i vostri figlioli giungano presto alla "fine" del quaderno. Ogni pagina-scheda è stata compilata in modo da consentire un graduale sviluppo nell'acquisizione; fanno procedere con estrema lentezza proprio per non far nascere confusioni.

Il discorso è valido soprattutto per l'aritmetica, dove la conquista deve essere ottenuta maneggiando le quantità che, componendosi e scomponendosi, rivelano le leggi dei numeri stessi.

È importante perciò che vostro figlio comprenda che cosa significa 3 volte 5, ad esempio, piuttosto che sappia a memoria, senza comprenderne il perchè, che $3 \times 5 = 15$.

I quaderni per l'apprendimento della lingua italiana sono ricchi di esercizi per lo sviluppo del ragionamento e della osservazione. Con essi si vuole abituare a osservare, a riflettere, a scoprire il nome delle cose, a seguire la logica della narrazione, a scoprire il significato dei nomi e guidare alla scoperta della funzione logica del periodo, e dei componenti della frase (nome, articolo, aggettivo, verbo...)

Potrebbe verificarsi anche il caso di un bambino che in breve tempo riesce a superare ogni difficoltà e vuole andare avanti. Potete anche dargli, allora, il quaderno-schede della classe successiva. Se lavora da solo e fa bene, non deve essere fermato solo perchè "non è il programma della classe".

I quaderni-schede sono così suddivisi:

3 quaderni per la scuola materna

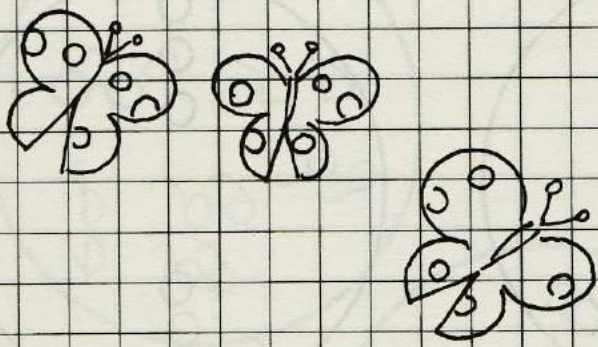
2 quaderni per la classe 1° (1 quaderno-schede per l'apprendimento della lingua, con esercizi per lo sviluppo del ragionamento e della osservazione.
1 quaderno-schede per l'apprendimento dell'aritmetica).

2 quaderni per la classe 2° (1 per l'apprendimento dell'italiano e 1 per l'apprendimento del calcolo).


2 quaderni per la classe 3° (1 quaderno di lingua italiana e 1 quaderno per l'aritmetica e la geometria).

1 quaderno per la classe 4° (comprendente esercizi di lingua italiana ed esercizi di aritmetica e geometria).


1 quaderno per la classe 5° (comprendente esercizi di lingua italiana ed esercizi di aritmetica e geometria).



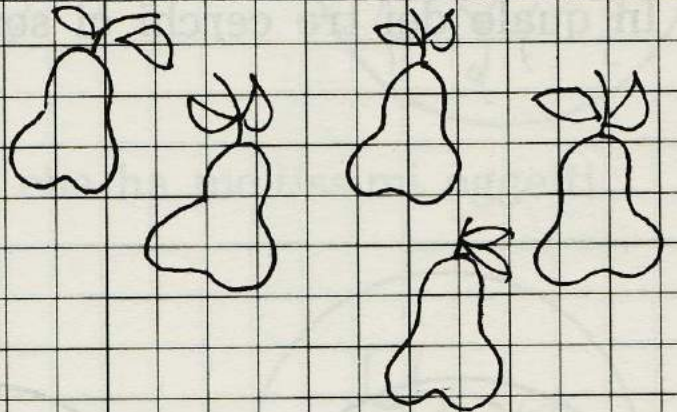
Molte o poche?




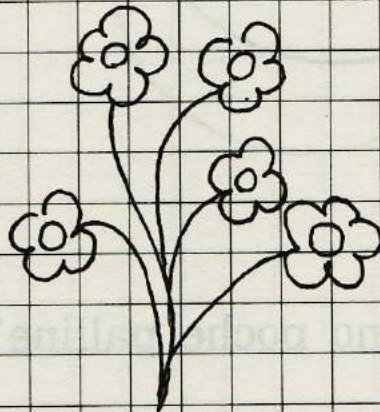
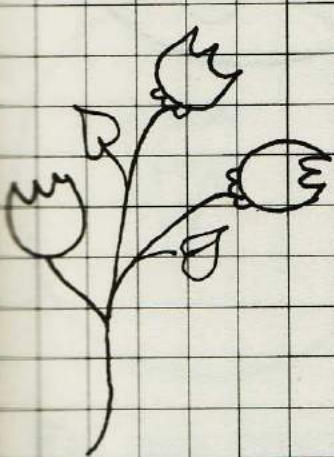
Molte o poche?



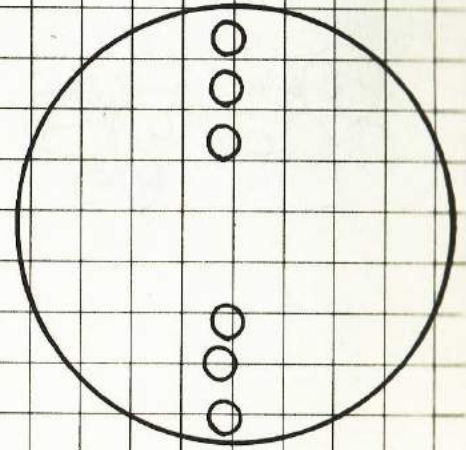
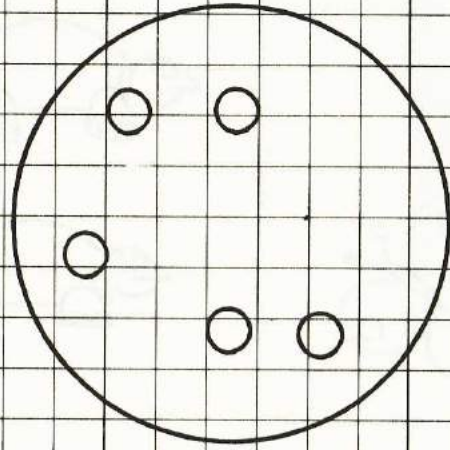
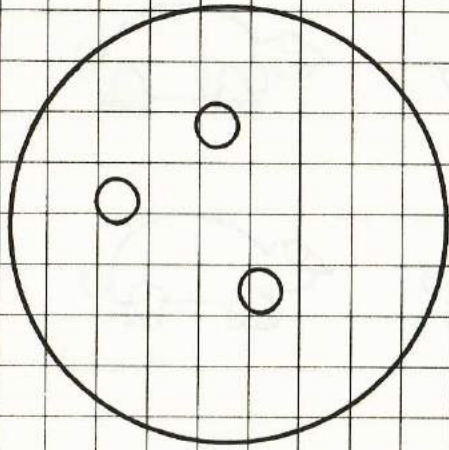
Molto o poco?



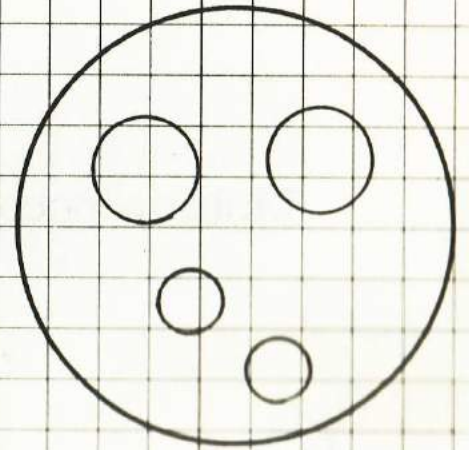
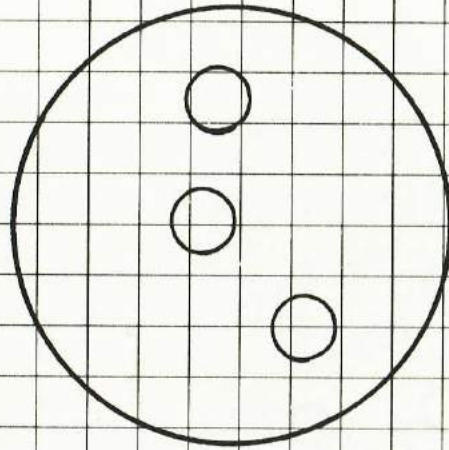
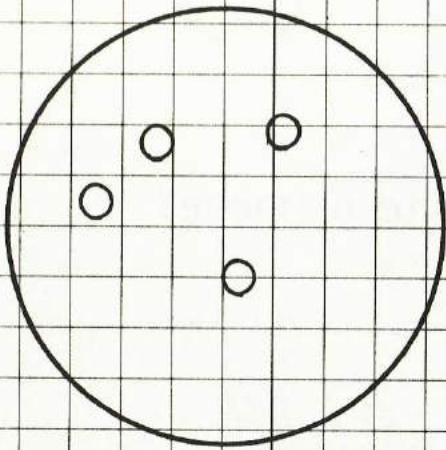
Molte o poche?



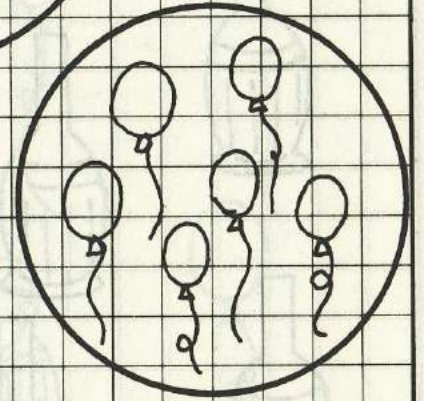
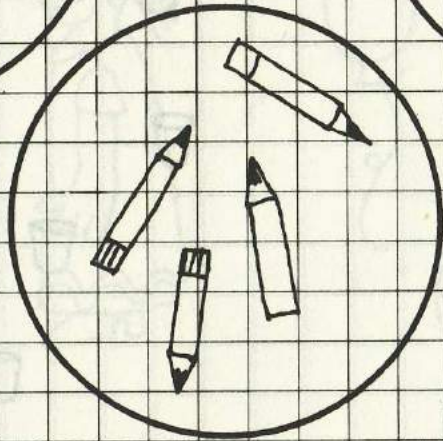
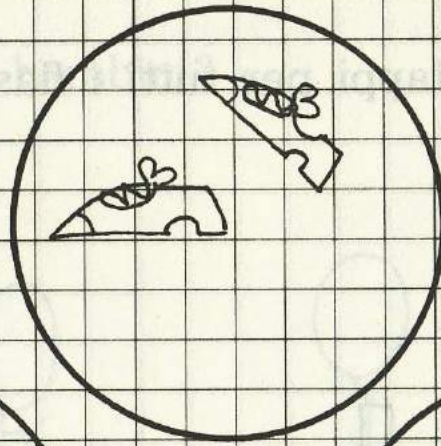
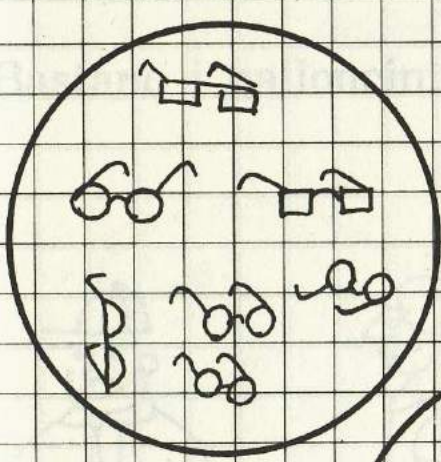
Colora il gruppo dove ci sono molti fiori.



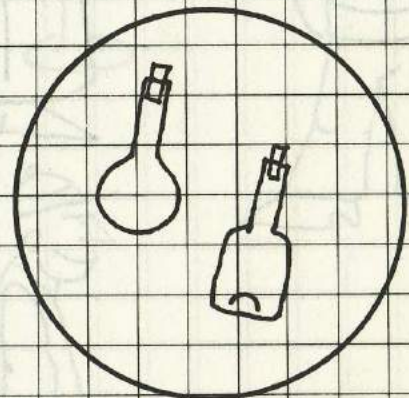
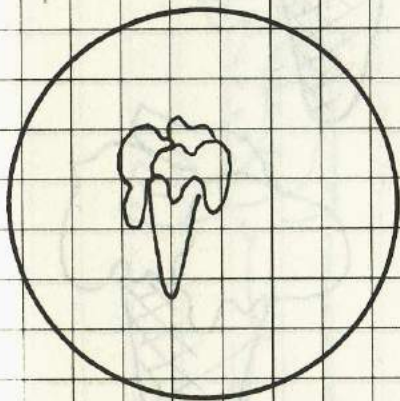
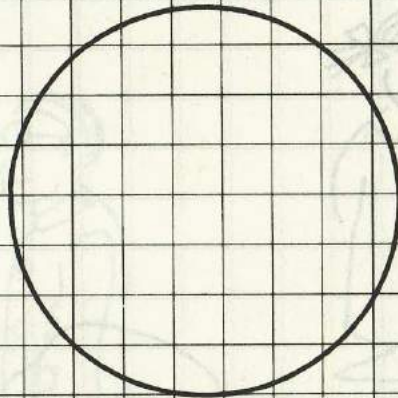
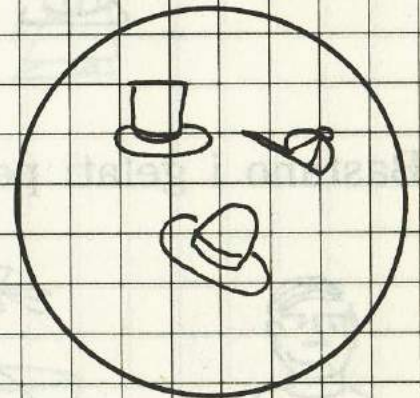
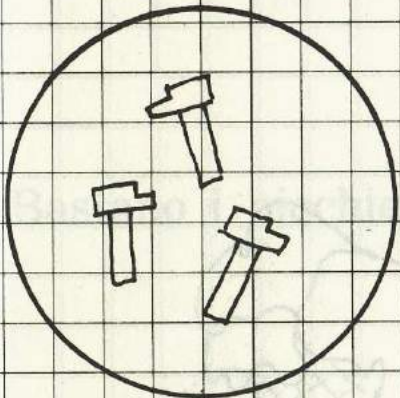
In quale dei tre cerchi ci sono molte palline?



In quale dei tre cerchi ci sono poche palline?





Fai una crocetta sotto il cerchio che ha moltissimi oggetti

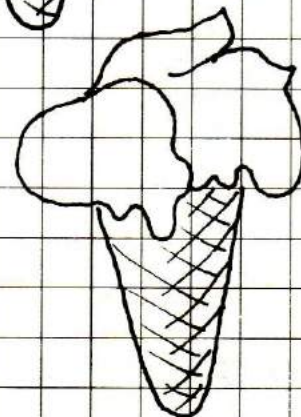
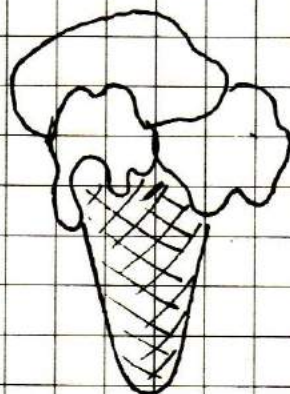

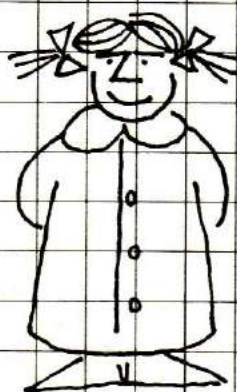



Fai una crocetta sotto il cerchio che ha pochissimi oggetti.


Bastano i tappi per tutti i fiaschi?




Bastano i gelati per tutti i bambini?






Bastano i palloncini per tutti i bambini?



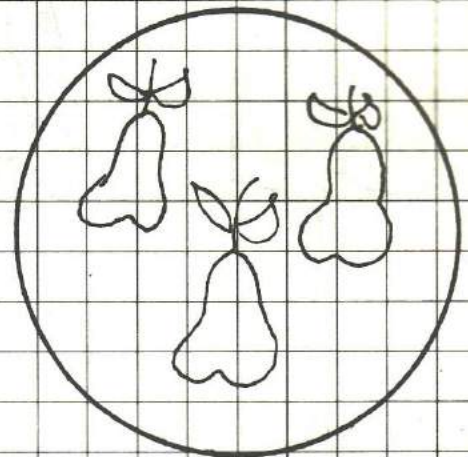
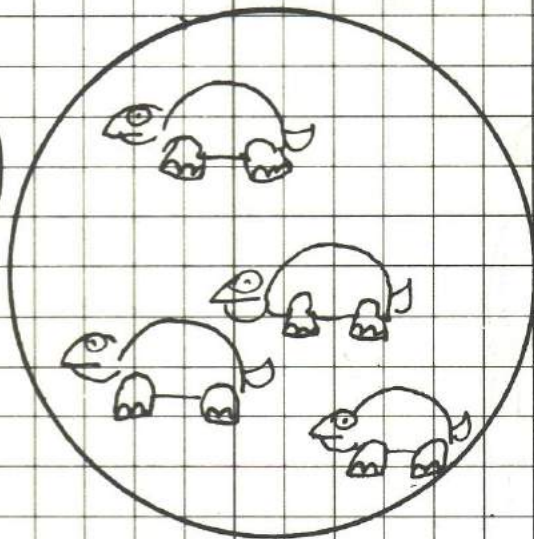
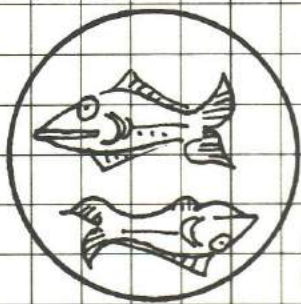
Bastano i bicchieri per tutte le persone?



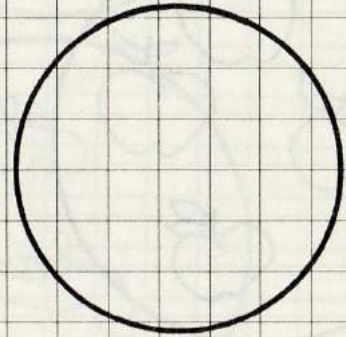





In quale cerchio ci sono più elementi? Colora dove ci sono più elementi.



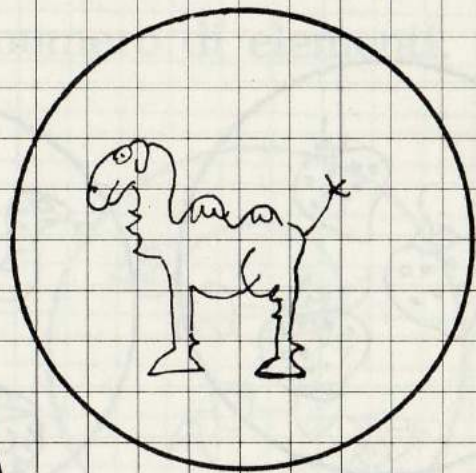
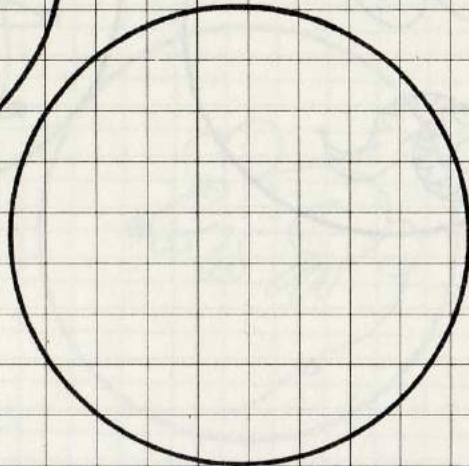
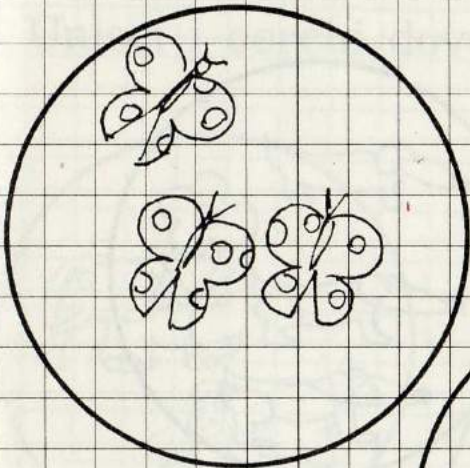
Dove ci sono meno elementi?



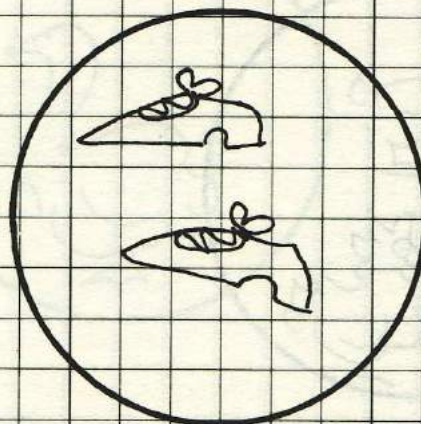
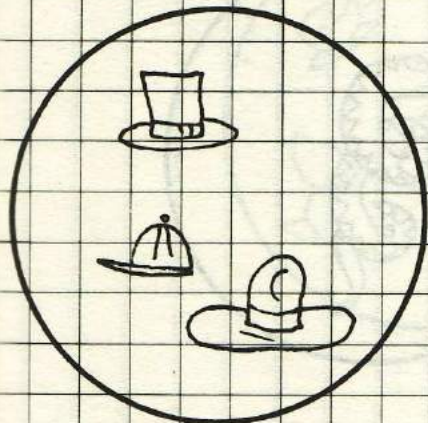
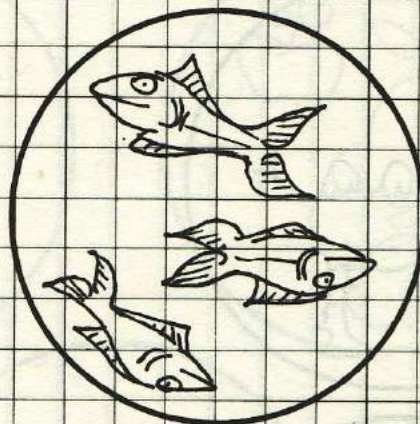

Dove ci sono più elementi?



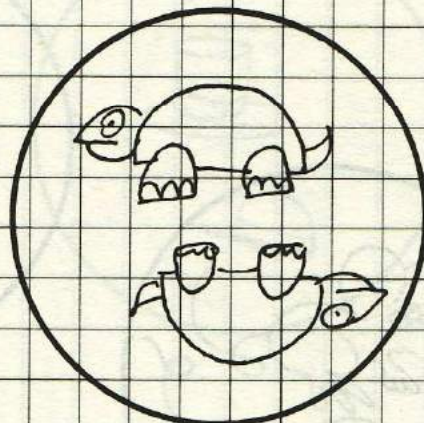

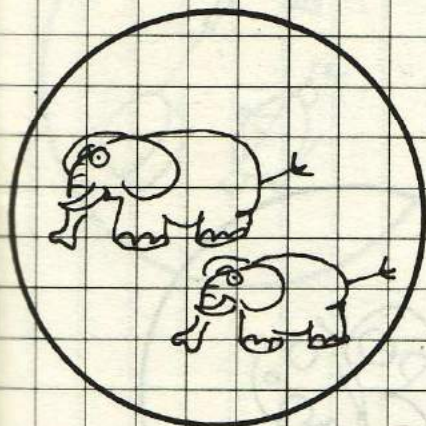
Dove ci sono meno elementi?



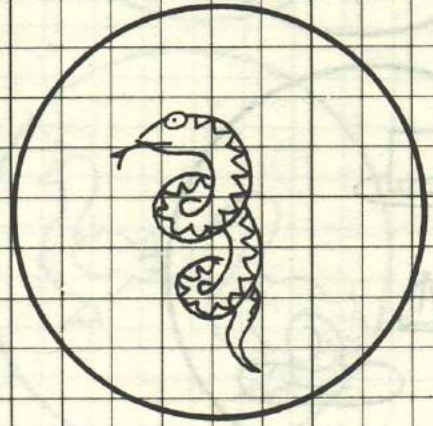



Unisci i cerchi dove c'è uno stesso numero di elementi.



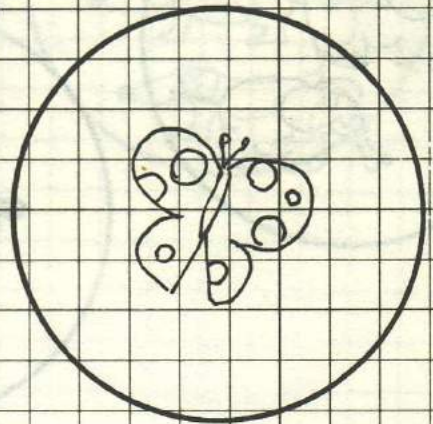

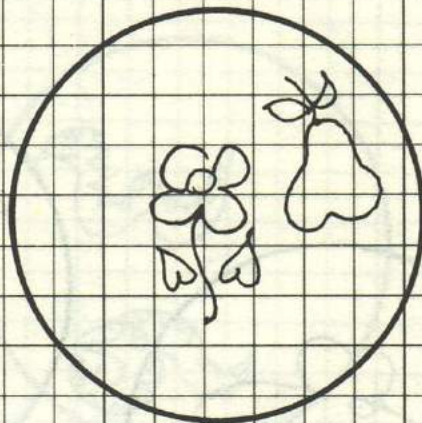
Unisci i cerchi dove c'è uno stesso numero di elementi.






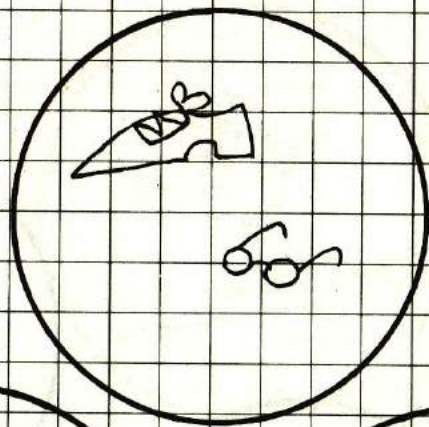

Unisci i cerchi dove c'è uno stesso numero di elementi.



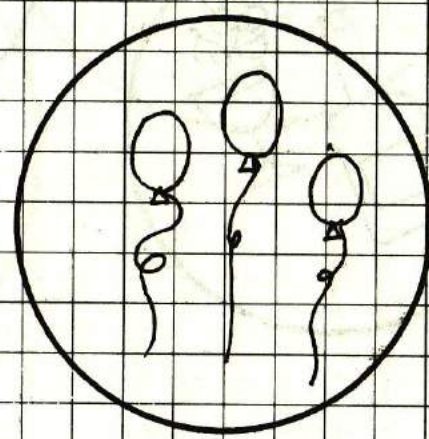
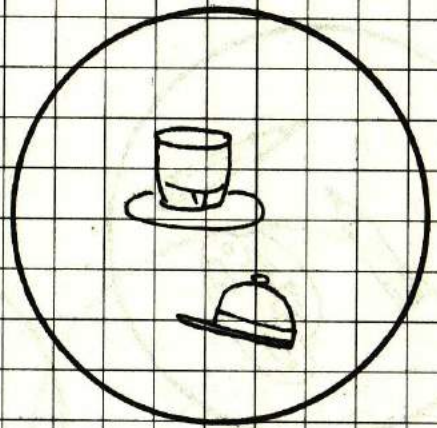
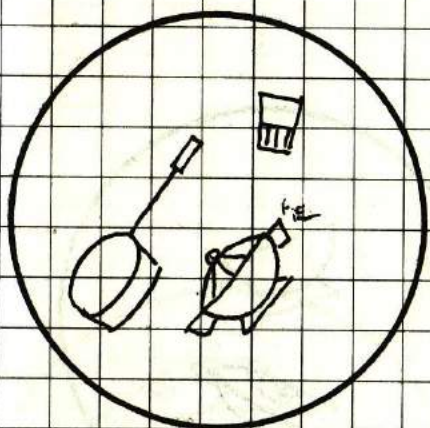
Unisci i cerchi dove c'è uno stesso numero di elementi.



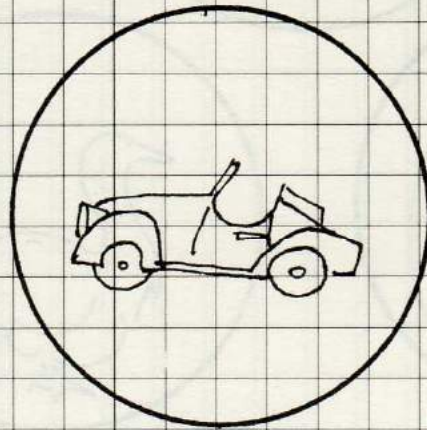


Colora un quadretto per ogni oggetto racchiuso nel cerchio.



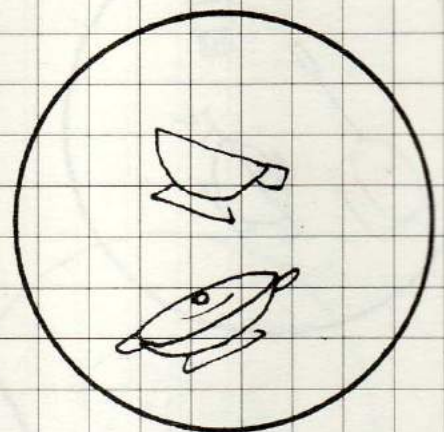

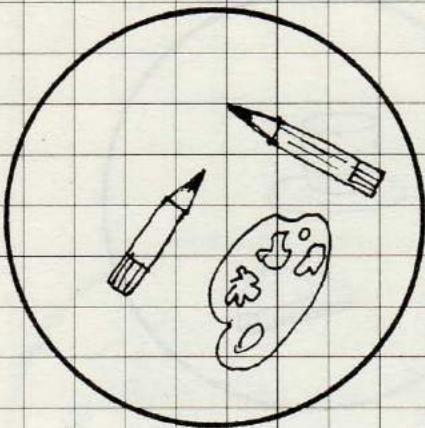
Colora un quadretto per ogni oggetto racchiuso nel cerchio.



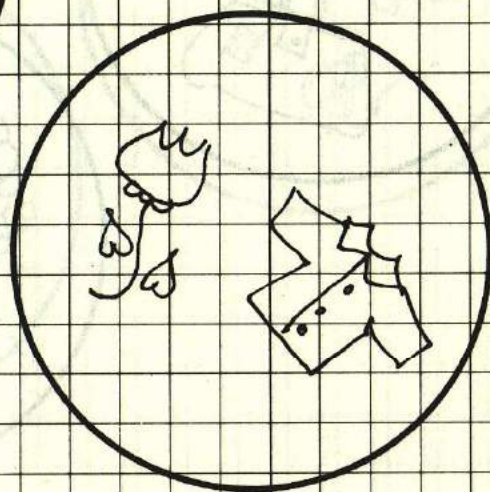
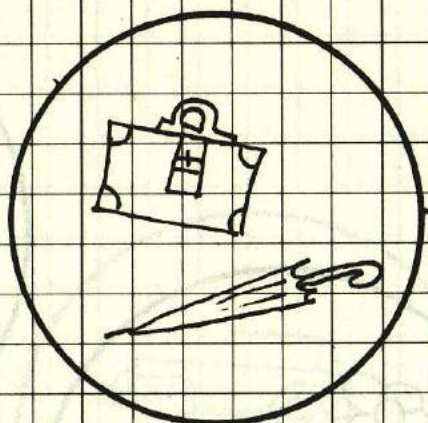

Colora un quadretto per ogni oggetto racchiuso nel cerchio.




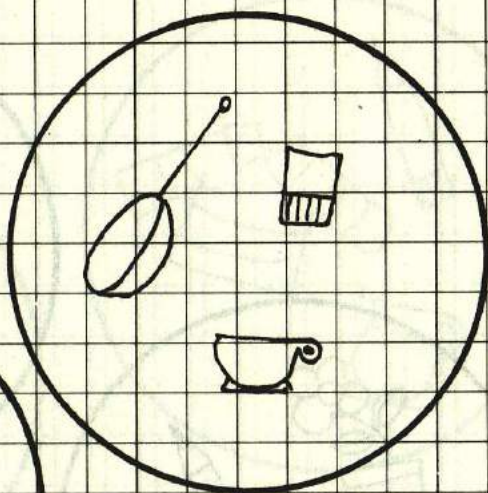
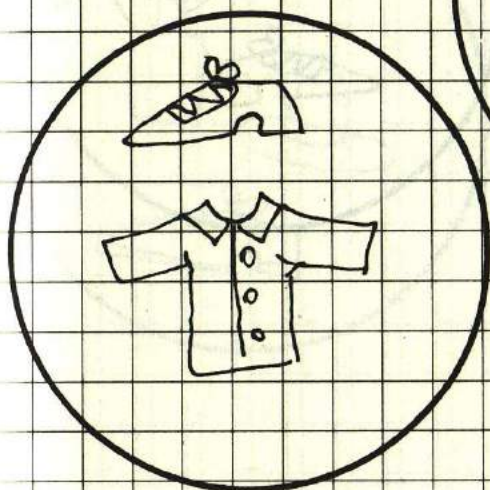
Colora un quadretto per ogni oggetto racchiuso nel cerchio.




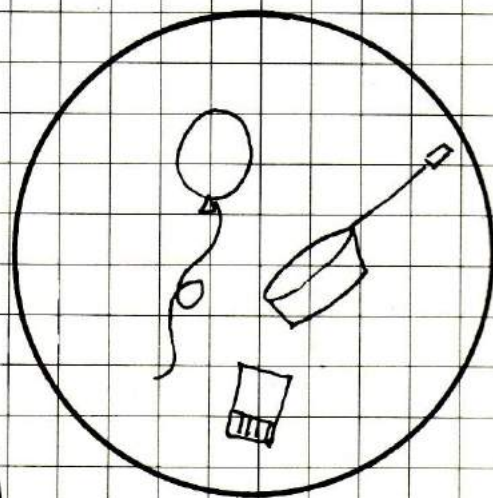

Colora un quadretto per ogni oggetto racchiuso nel cerchio.



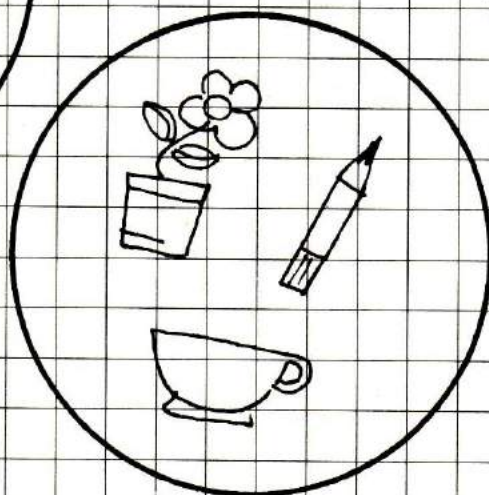
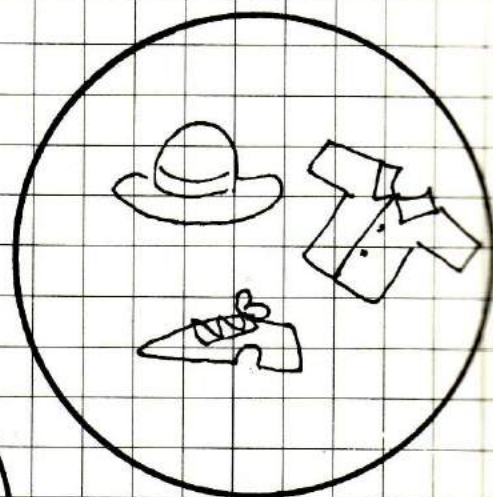

Colora un quadretto per ogni oggetto racchiuso nel cerchio.



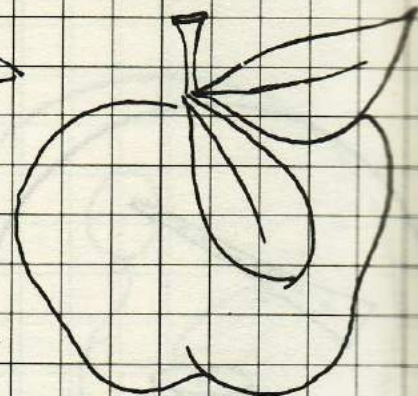


Colora un quadretto per ogni oggetto racchiuso nel cerchio.




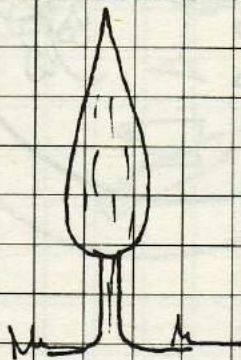
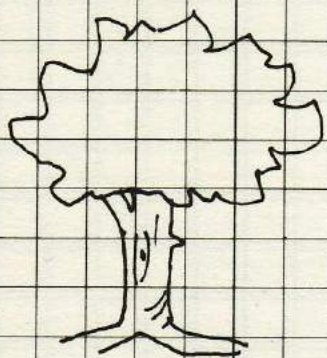
Colora un quadretto per ogni oggetto racchiuso nel cerchio.



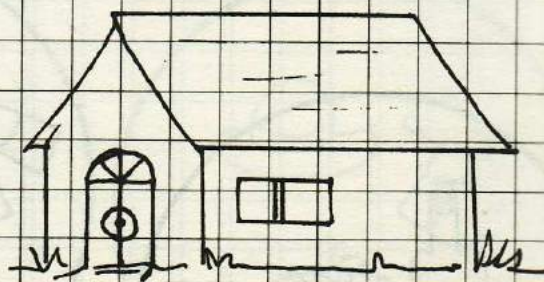
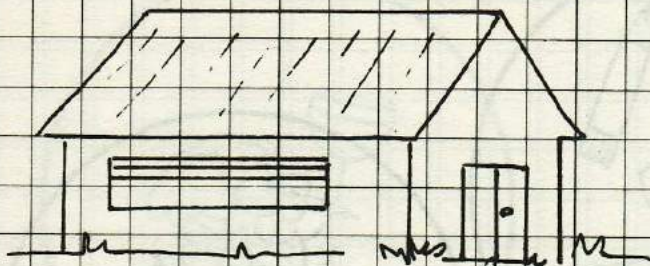
Colora una sola mela.



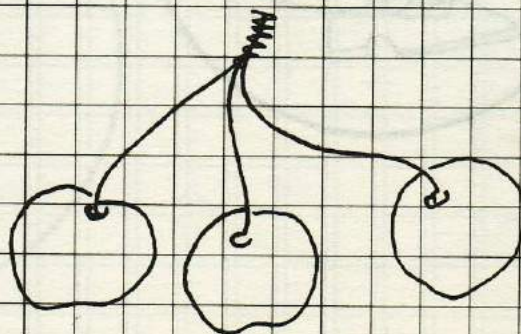
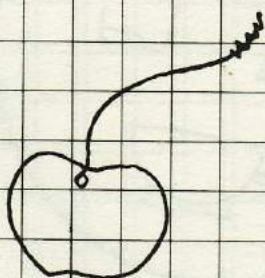
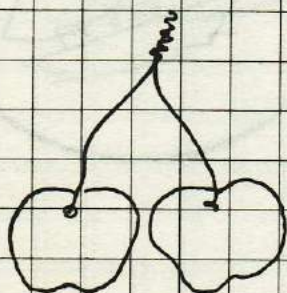
Colora un solo albero.



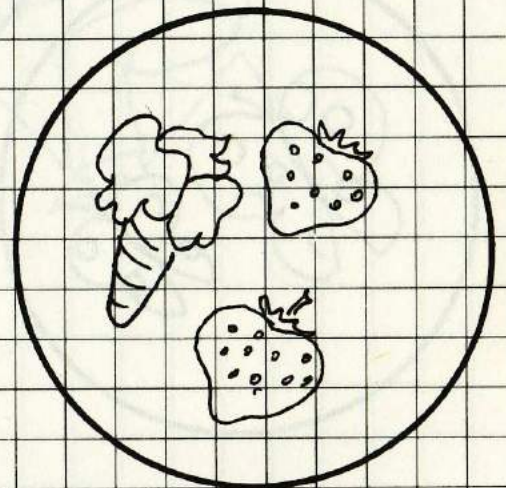

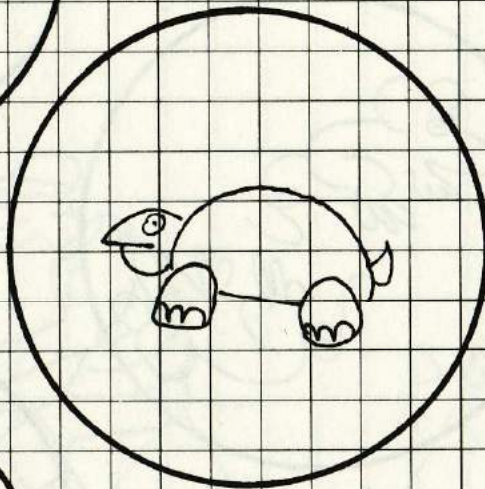

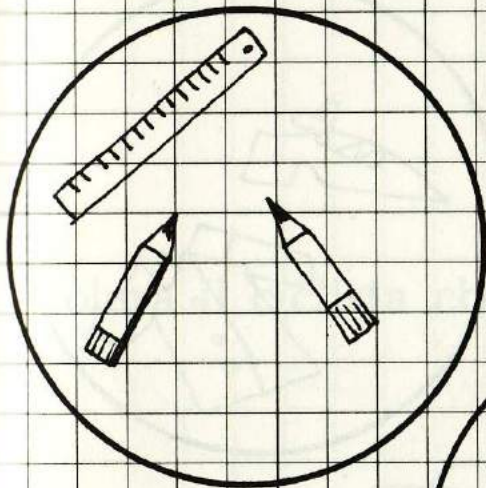
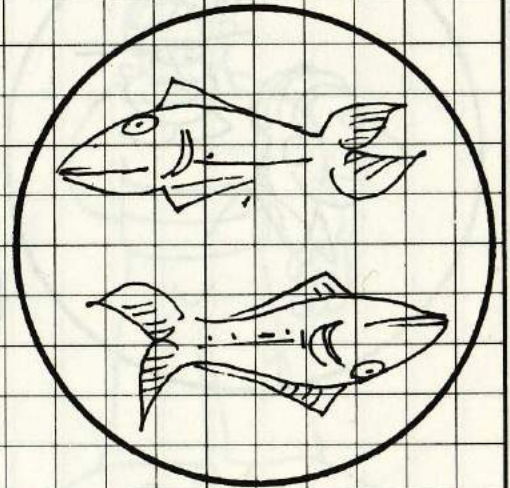


Colora una sola casetta.






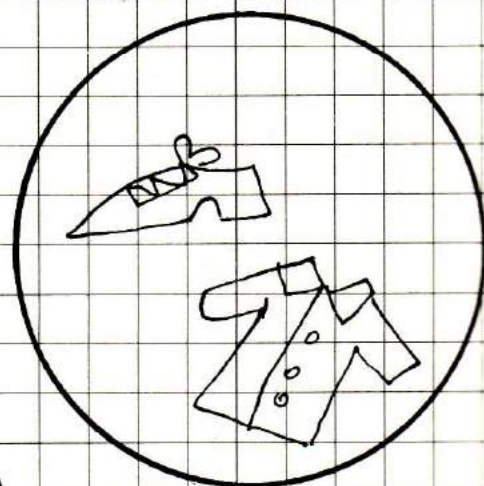


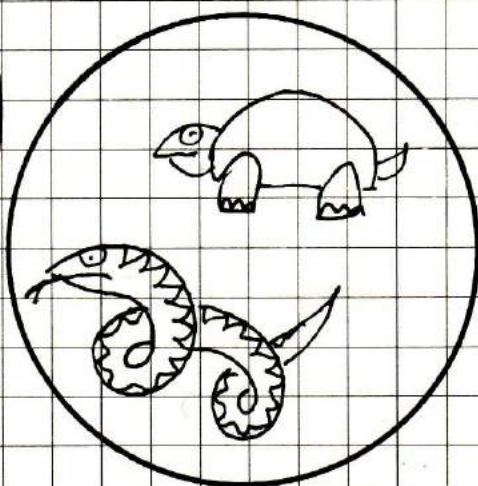

Colora una sola ciliegia.




Fai una crocetta sotto il cerchio che contiene un solo elemento.



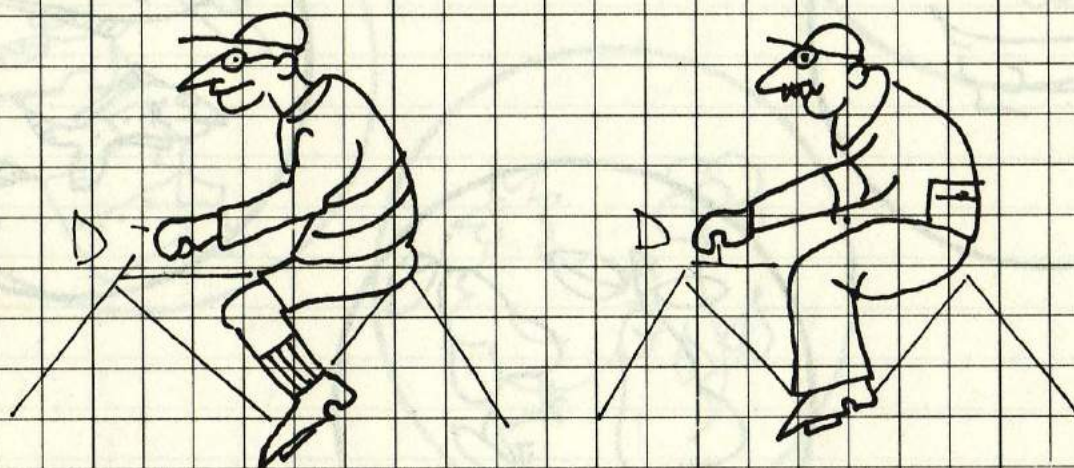
Fai una crocetta sotto il cerchio che contiene un solo elemento.



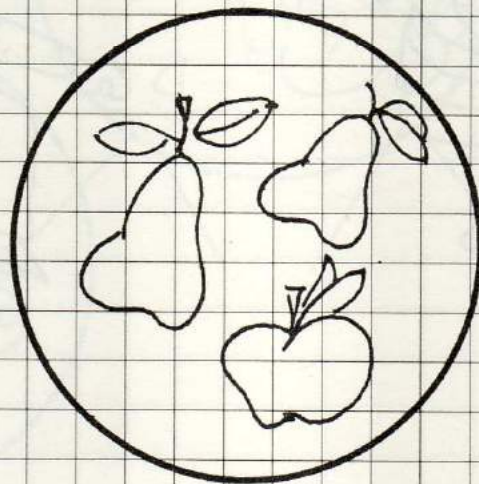
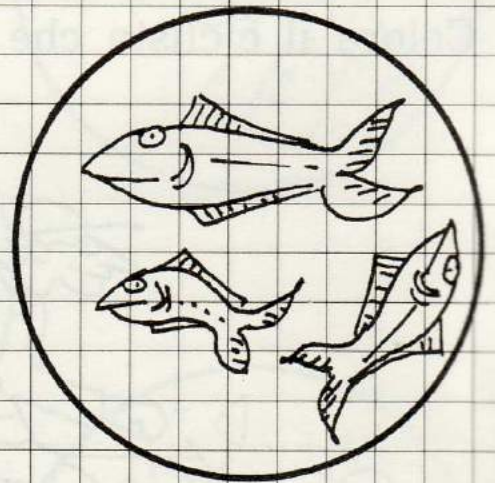

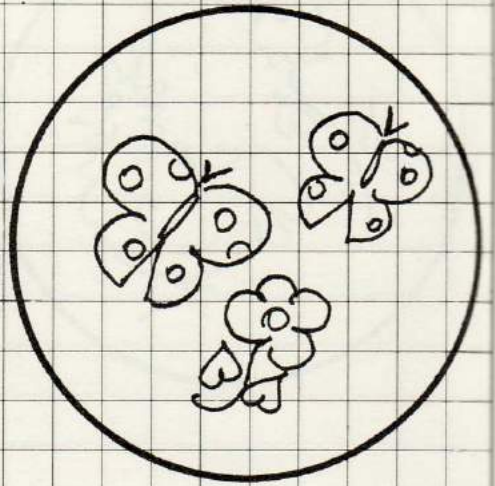
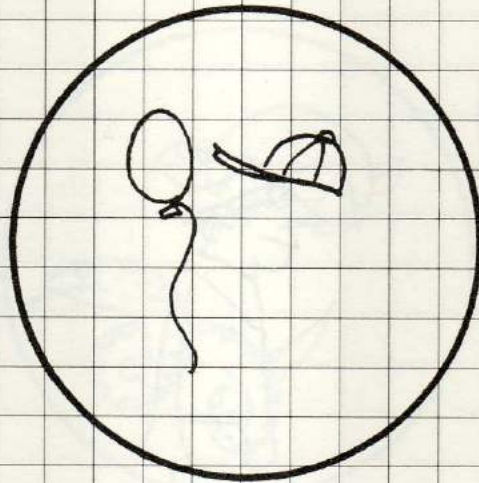

Colora il bambino che è sul primo gradino.




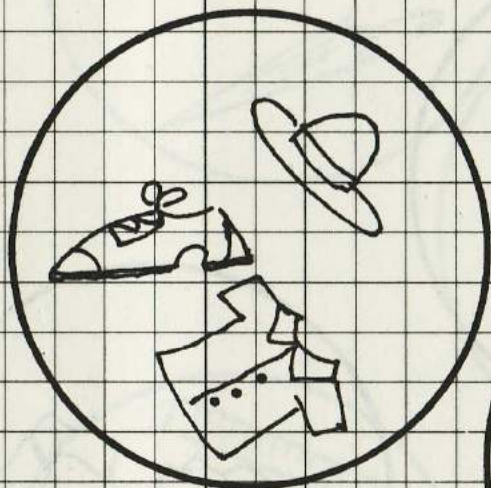

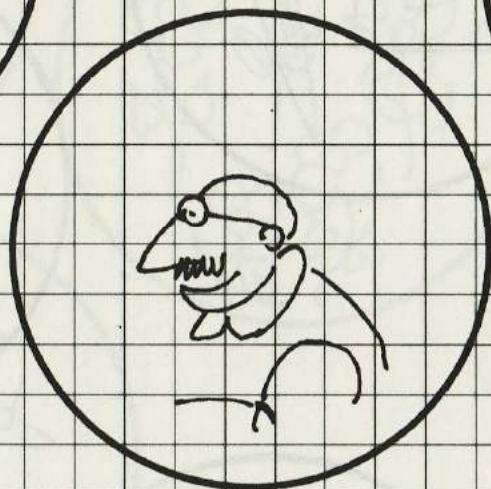
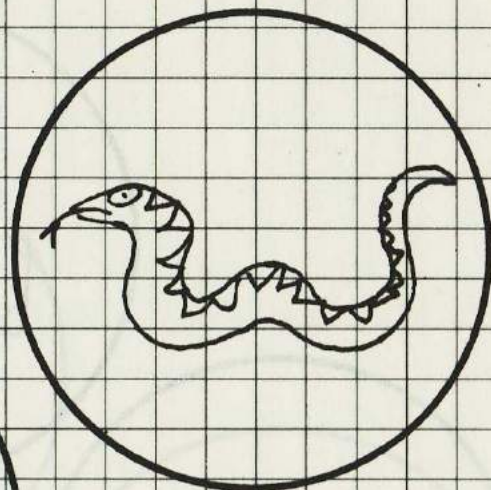

Colora il ciclista che è primo.



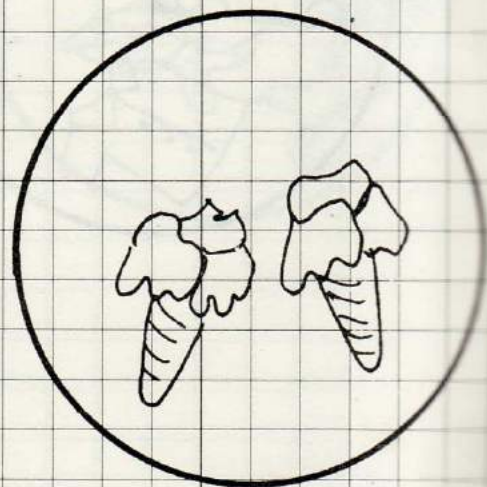

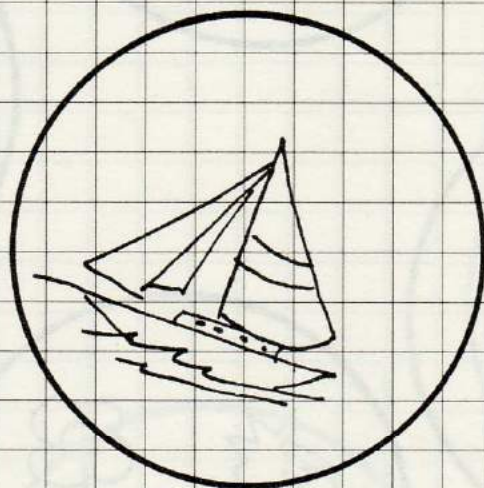


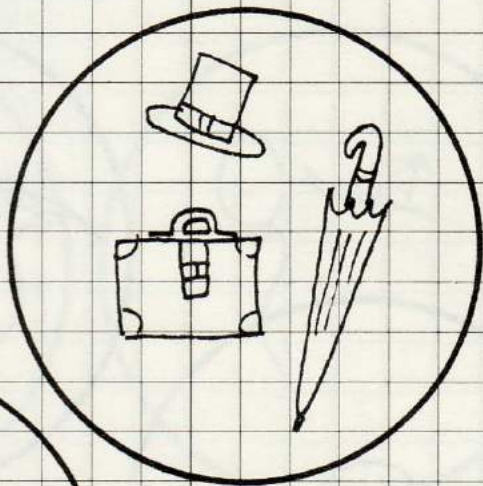
Fai una crocetta sotto il cerchio che contiene due elementi.




Fai una crocetta sotto il cerchio che contiene due elementi.




Fai una crocetta sotto il cerchio che contiene due elementi.




Colora soltanto due soldatini.




Colora soltanto due pulcini.



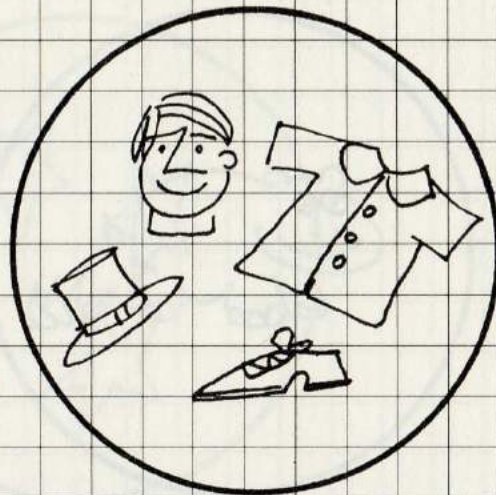
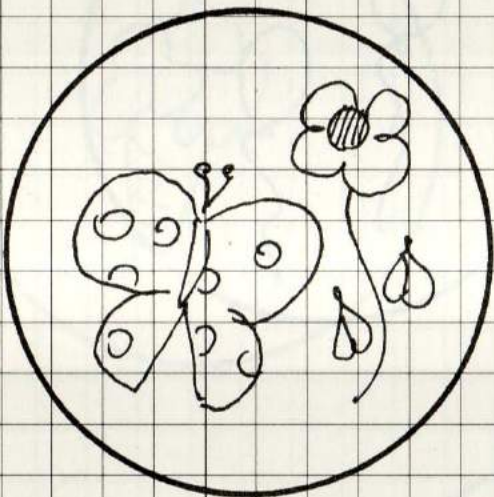
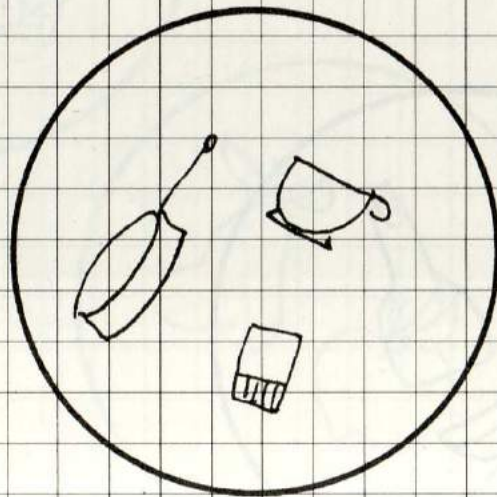
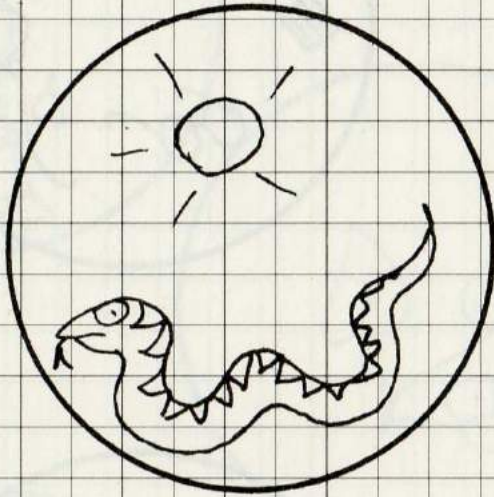
Colora soltanto due palline.




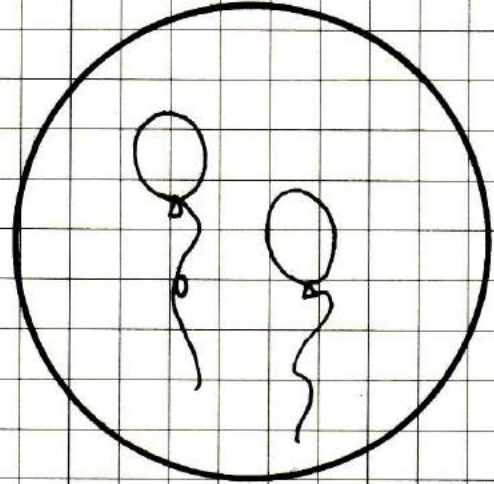
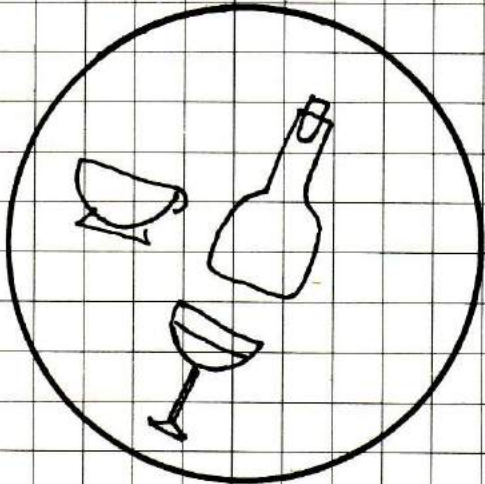


Colora soltanto due mele.



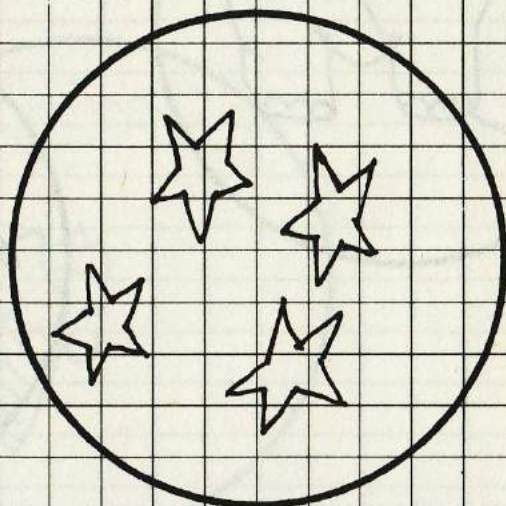


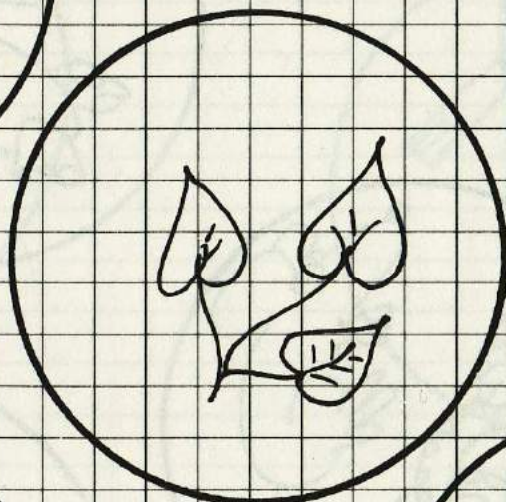
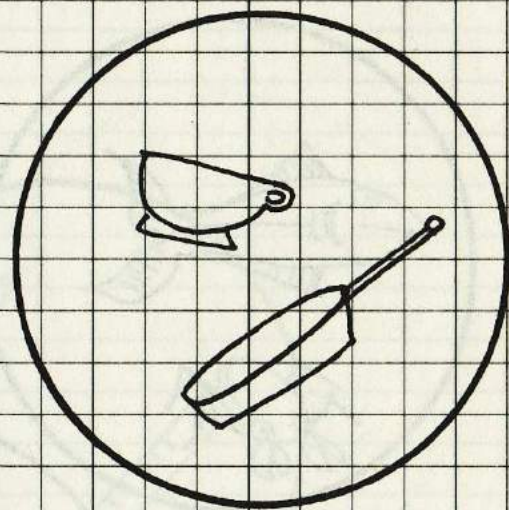

Fai una crocetta sotto il cerchio che contiene tre elementi.



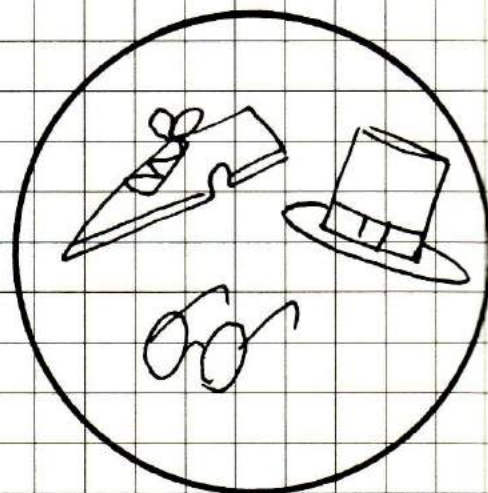
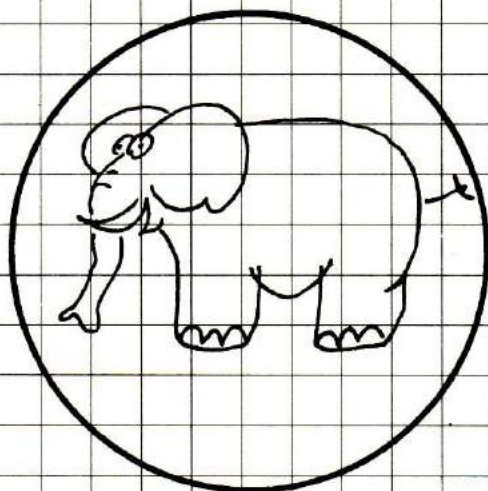
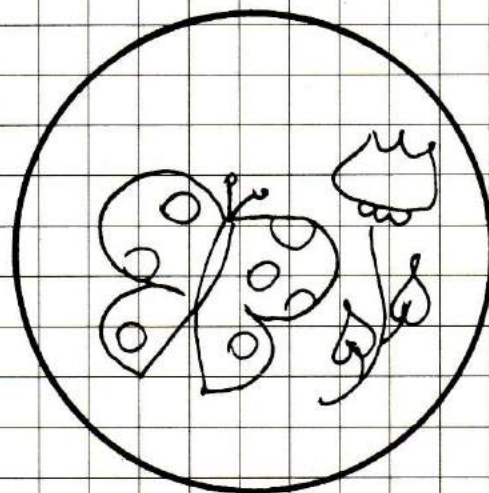

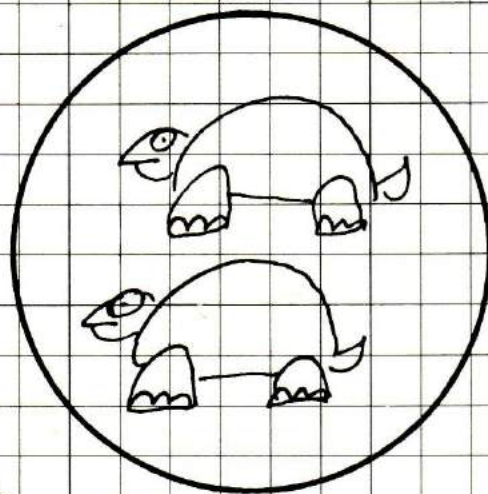
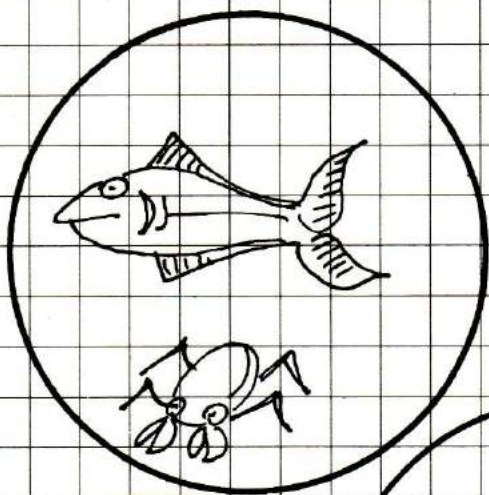
Fai una crocetta sotto il cerchio che contiene tre elementi.



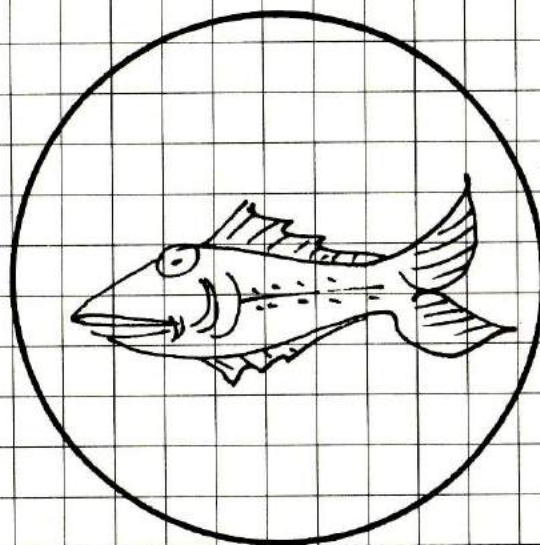
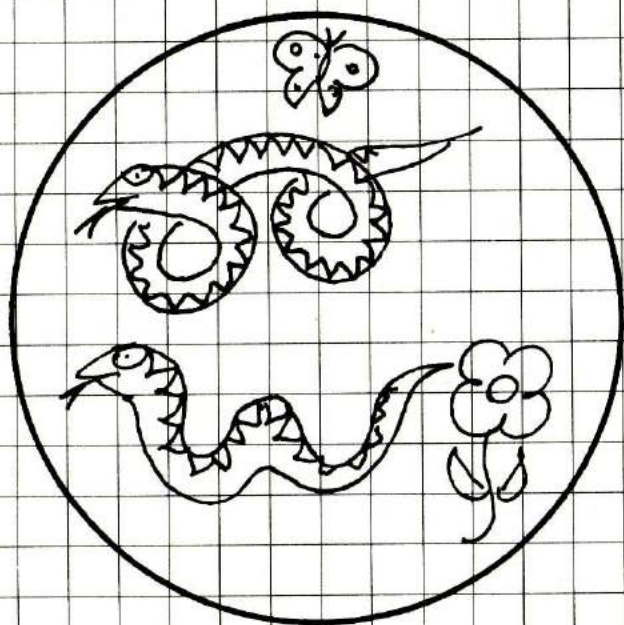

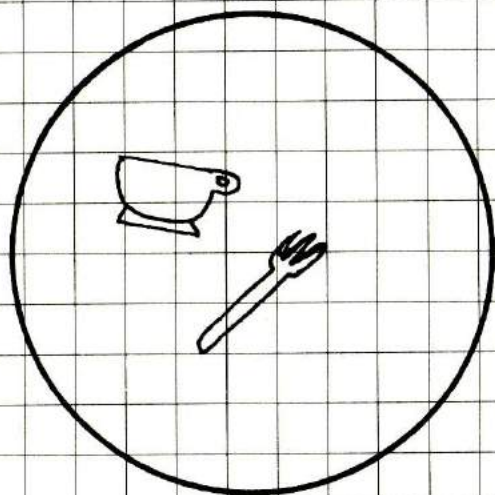
Fai una crocetta sotto il cerchio che contiene tre elementi.






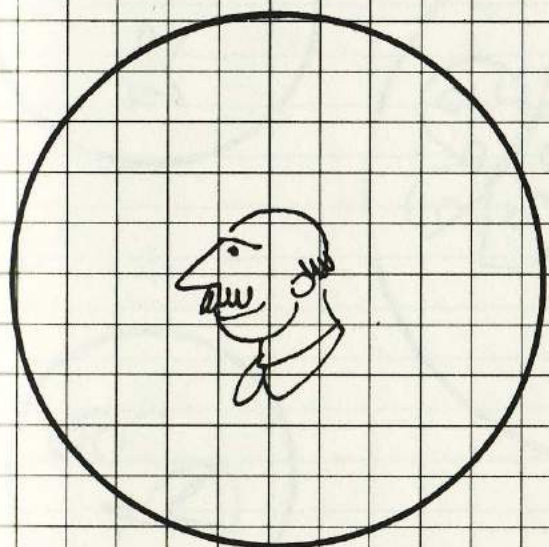
Fai una crocetta sotto il cerchio che contiene tre elementi.



Fai una crocetta sotto il cerchio che contiene più elementi.
Chi ne contiene tre?



Completa ogni cerchio in modo che ci siano sempre tre elementi.



Colora un quadretto.
Colora un altro quadretto.
Colora un altro quadretto.

Hai colorato... quadretti.

Disegna una pallina.
Disegna un'altra pallina.
Disegna un'altra pallina.

Hai colorato... palline.

$$1 + 1 + 1 =$$

$$2 + 1 =$$

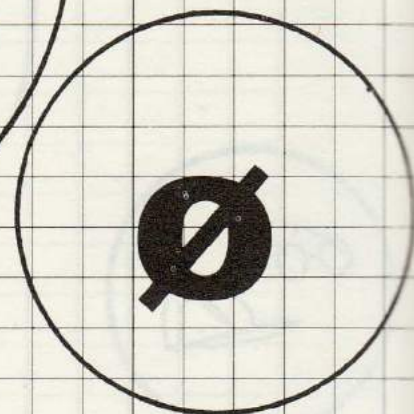
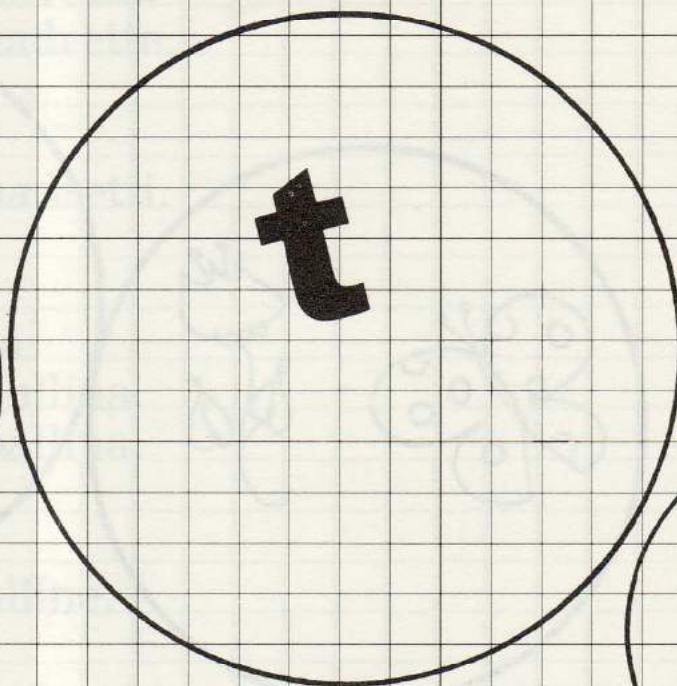

$$1 + 2 =$$

$$3 - 1 =$$

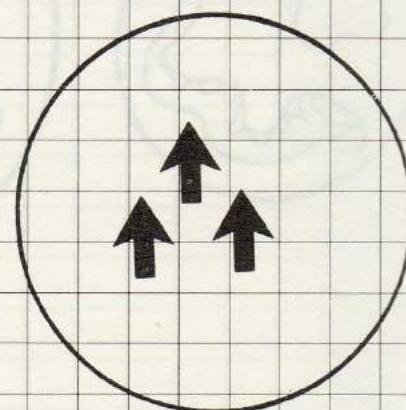
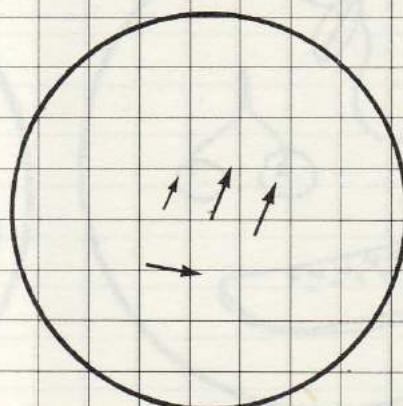
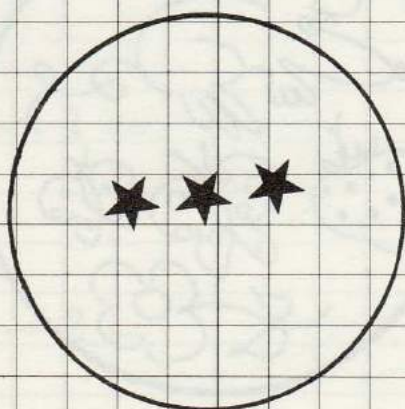
$$3 - 2 =$$

$$3 - 3 =$$




Fai una crocetta sotto il cerchio che contiene 4 elementi.



Completa ogni cerchio facendo in modo che ci siano sempre 4 elementi.




Fai una crocetta sotto il cerchio che contiene 4 elementi.



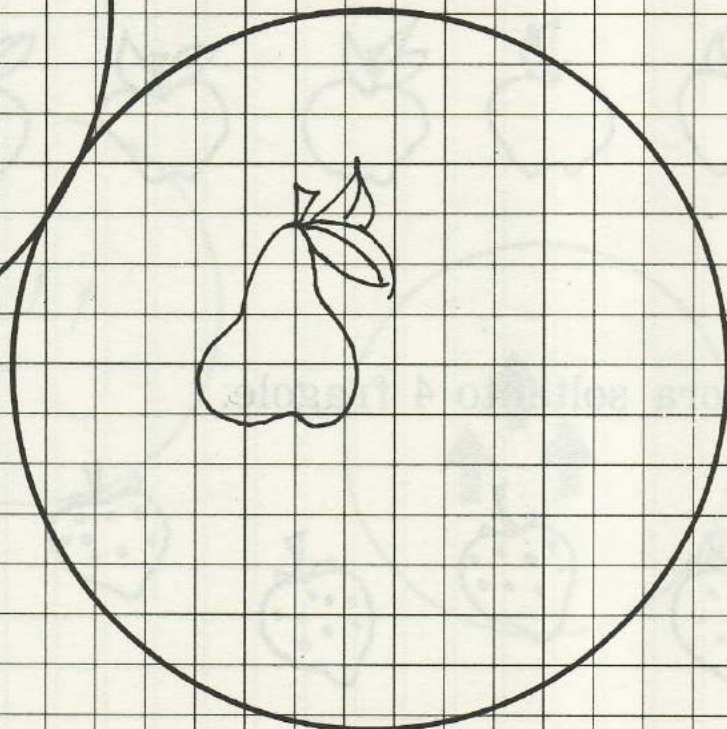
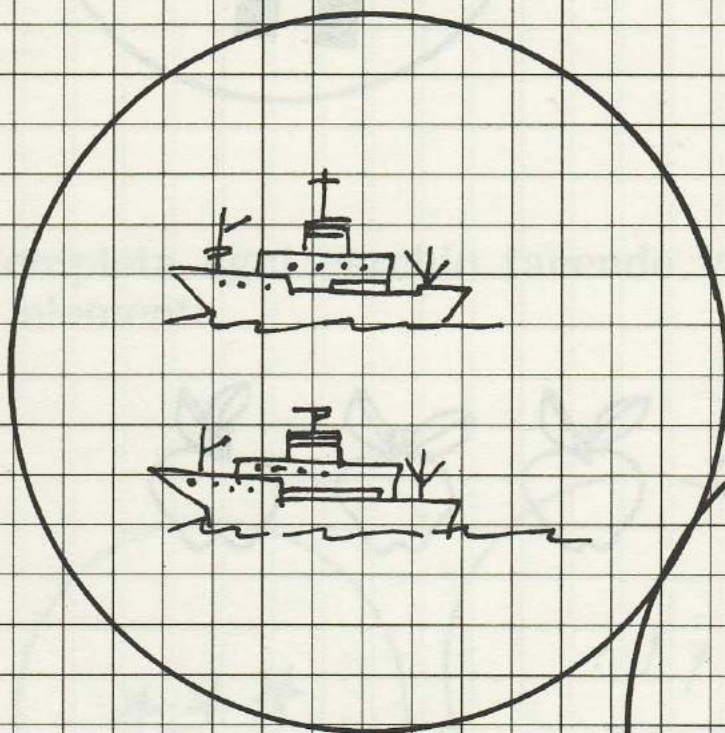
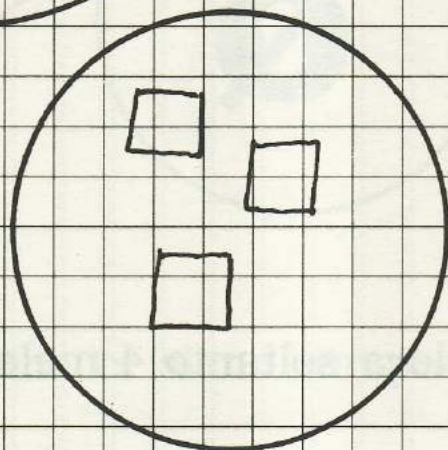
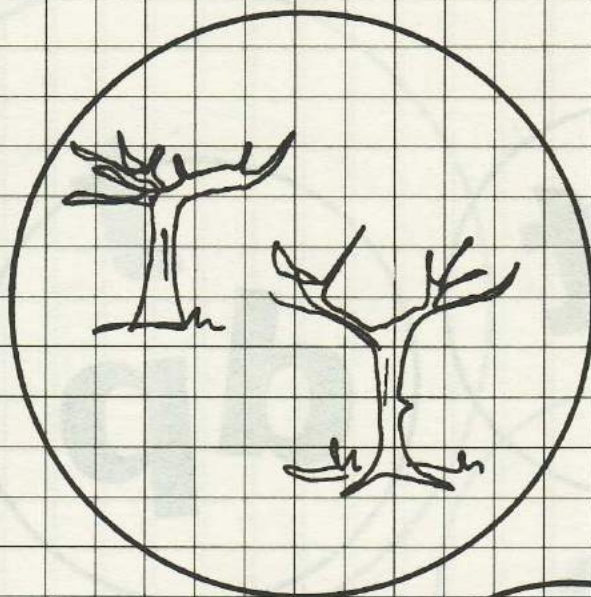

Colora soltanto 4 mele.



Colora soltanto 4 fragole.



Completa ogni cerchio facendo in modo che ci siano sempre 4 elementi.



Colora un quadretto. E un altro quadretto. E un altro quadretto. E un altro quadretto.

Quante volte hai colorato un quadretto?

$$1 + 1 + 1 + 1 =$$

Colora due quadretti. Colora altri due quadretti. Quante volte hai colorato due quadretti?

$$2 + 2 =$$

$$2 + 1 + 1 =$$



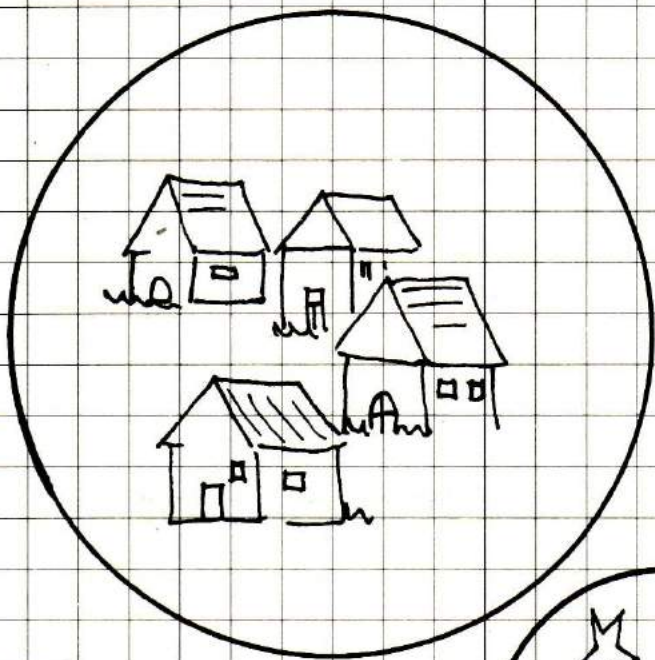
$$3 + 1 =$$

$$1 + 2 + 1 =$$


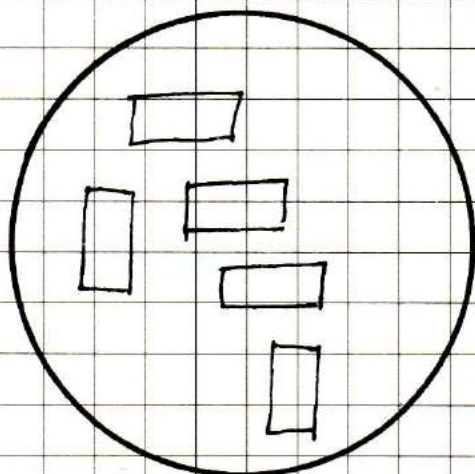
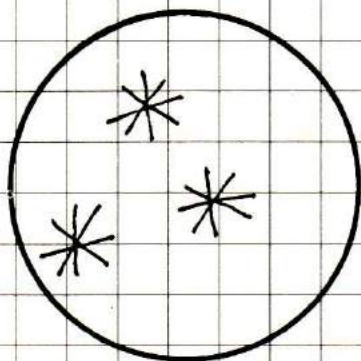
$$1 + 3 =$$

$$1 + 1 + 1 + 1 =$$

Fai una crocetta sotto il cerchio che contiene 5 elementi.



Fai una crocetta sotto il cerchio che contiene 5 elementi.



Colora un quadretto. E un altro quadretto. E un altro quadretto. E un altro quadretto. E un altro quadretto.

Quante volte hai colorato un quadretto?

$$1 + 1 + 1 + 1 + 1 =$$

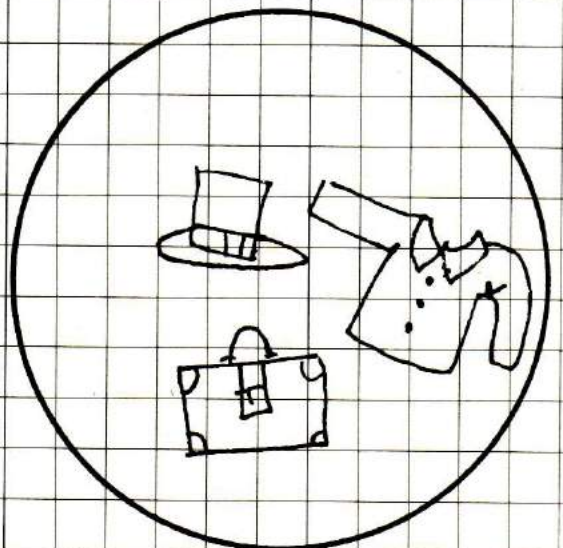


Colora 2 quadretti. Poi colora 3 quadretti.

$$2 + 3 =$$

Colora 1 quadretto. Ora colora 4 quadretti.

$$1 + 4 =$$

Completa ogni cerchio facendo in modo che ci siano sempre 5 elementi.



Completa:

$$5 : 5 =$$

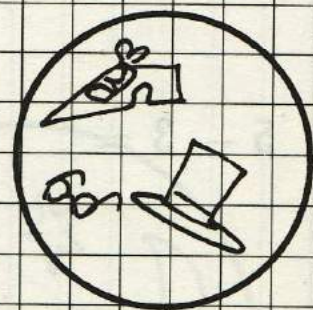
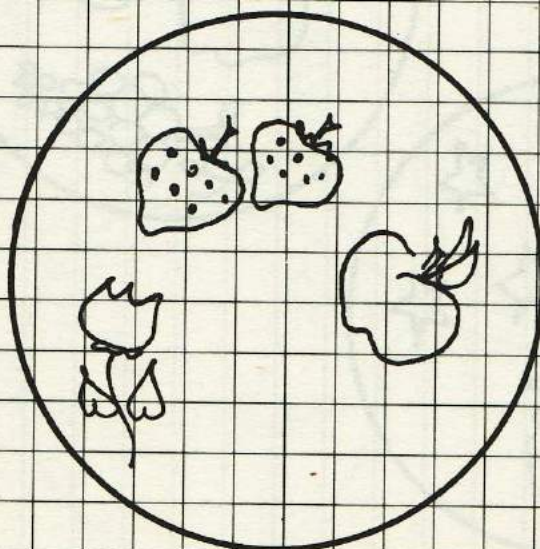
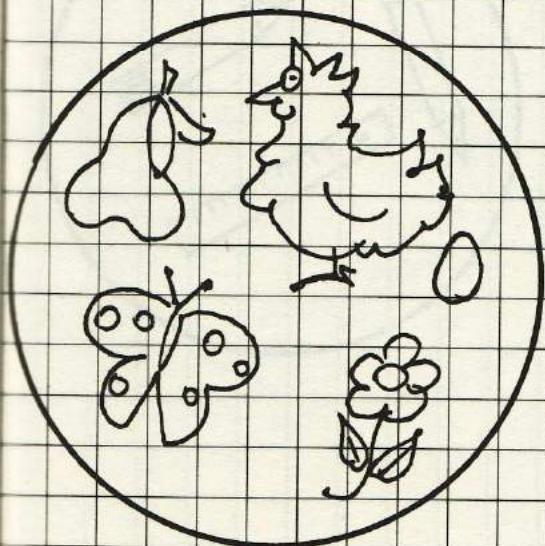
$$5 : 4 =$$

$$5 : 3 =$$

$$5 : 2 =$$

$$5 : 1 =$$

Fai una crocetta sotto il cerchio che contiene 5 elementi.



Completa:

$1 + 4 =$

$2 + 3 =$

$3 + 2 =$

$4 + 1 =$

$5 - 1 =$



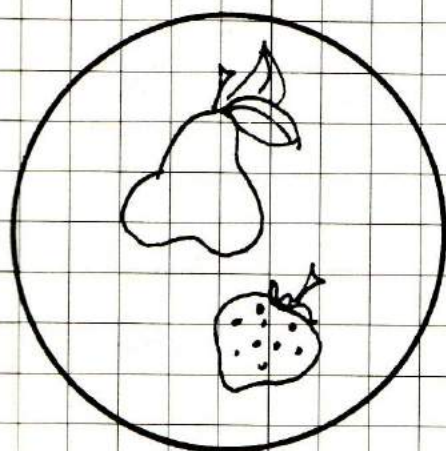
$5 - 2 =$

$5 - 3 =$


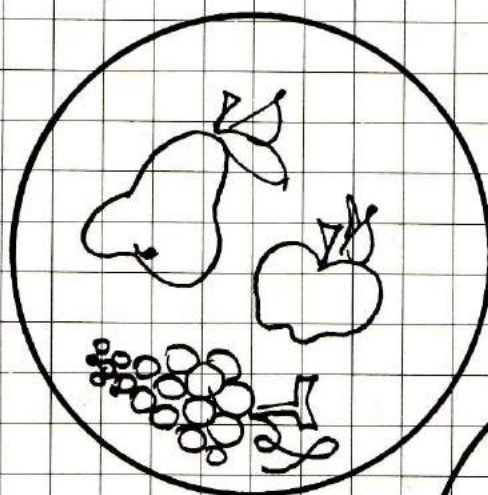
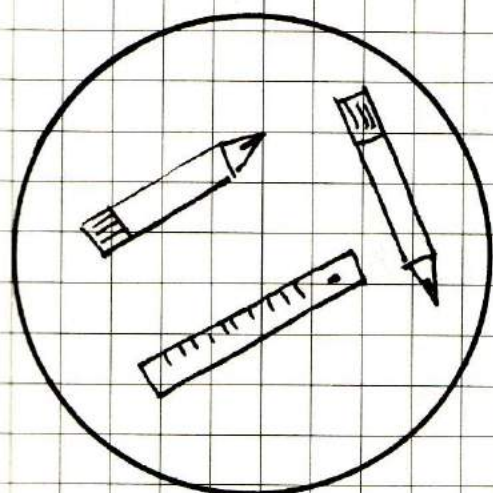
$5 - 4 =$

$5 - 5 =$

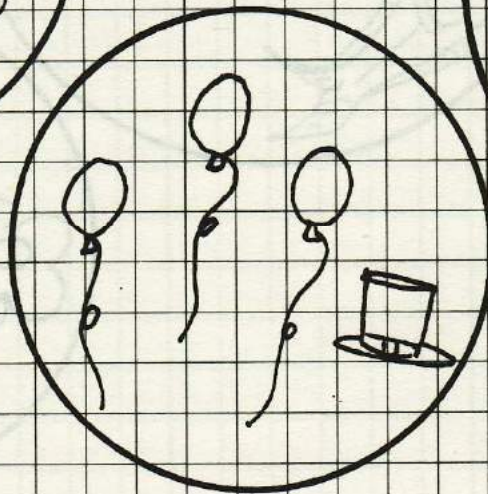


Fai una crocetta sotto il cerchio che contiene 6 elementi.



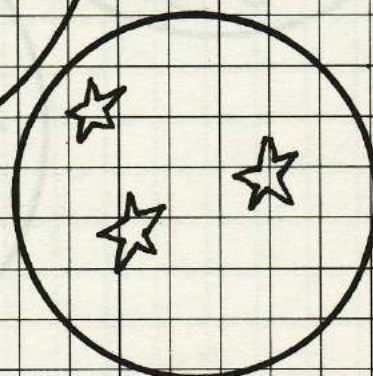
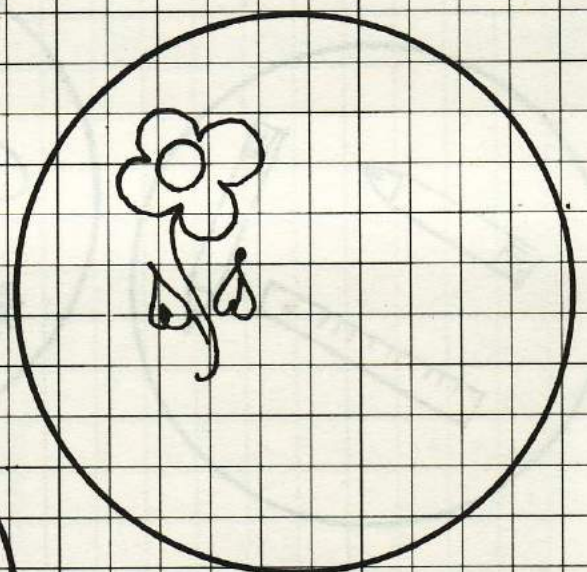

Fai una crocetta sotto il cerchio che contiene 6 elementi.



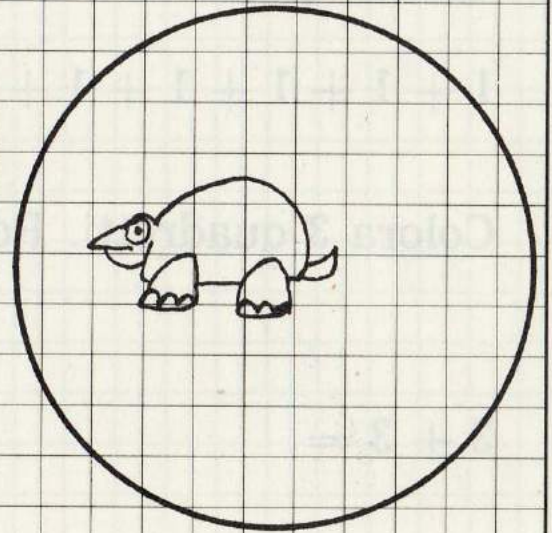


Fai una crocetta sotto il cerchio che contiene 6 elementi.




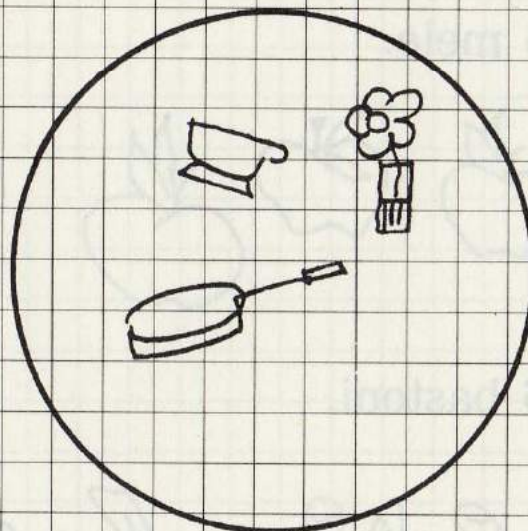

Completa ogni cerchio facendo in modo che ci siano sempre 6 elementi.



Completa ogni cerchio facendo in modo che ci siano sempre 6 elementi.



Fai una crocetta sotto il cerchio che contiene più elementi.
Chi ne contiene 6?



Colora un quadretto. E un altro quadretto. E un altro quadretto. E un altro quadretto. E un altro quadretto. E un altro quadretto ancora.

Quanti quadretti hai colorato?

$$1 + 1 + 1 + 1 + 1 + 1 =$$


Colora 3 quadretti. Poi colora altri 3 quadretti.

$$3 + 3 =$$

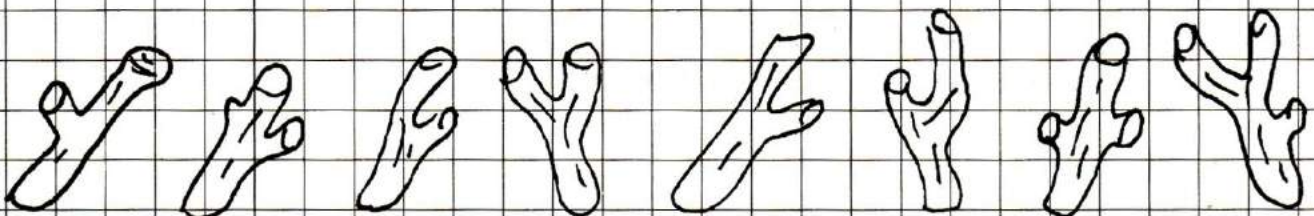
Colora 2 quadretti. Ora colora 4 quadretti.

$$2 + 4 =$$

Colora soltanto 6 mele.



Colora soltanto 6 bastoni.



Completa:



$$6 : 6 =$$

$$6 : 5 =$$

$$6 : 4 =$$

$$6 : 3 =$$

$$6 : 2 =$$

$$6 : 1 =$$

$$6 : 0 =$$

Completa:



$1 + 5 =$

$2 + 4 =$

$3 + 3 =$

$4 + 2 =$

$5 + 1 =$

$6 + 0 =$

$1 + 1 + 4 =$

$1 + 1 + 1 + 3 =$

$1 + 1 + 1 + 1 + 2 =$

Completa:

 $\uparrow \uparrow + \uparrow + \star \star \star$

$2 + 1 + 3 =$

$2 + 2 + 2 =$

$2 \times 3 =$

$2 + 2 =$

$2 \times 2 =$



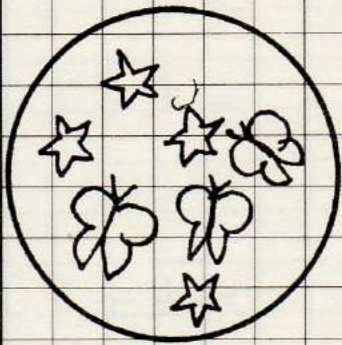
$3 \text{ volte } 2 =$

$2 \text{ volte } 3 =$




$6 \text{ volte } 1 =$

$1 \text{ volta } 6 =$

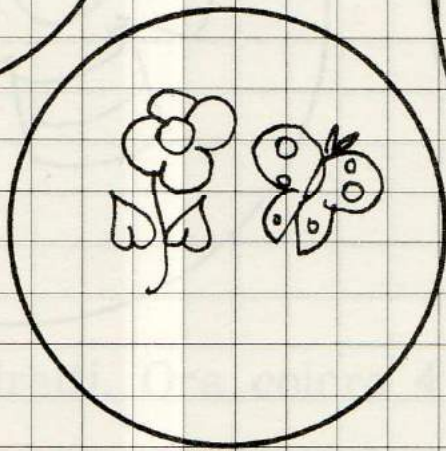
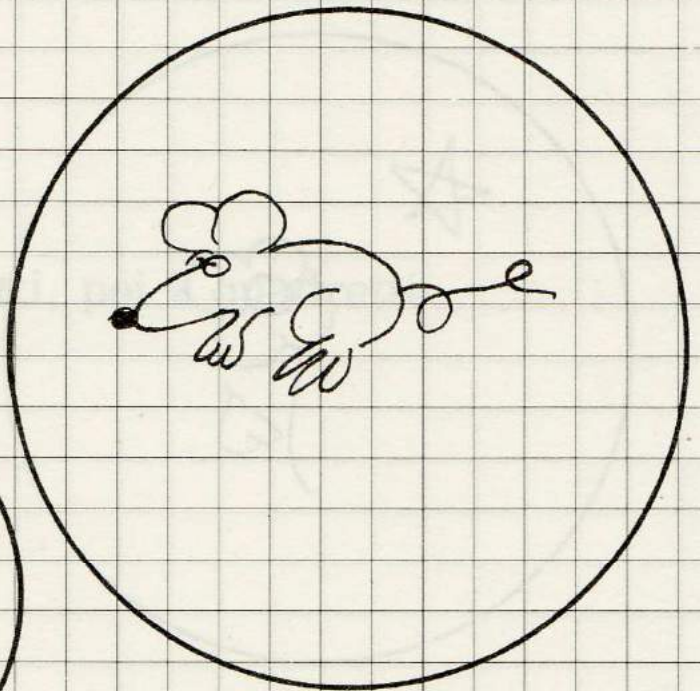
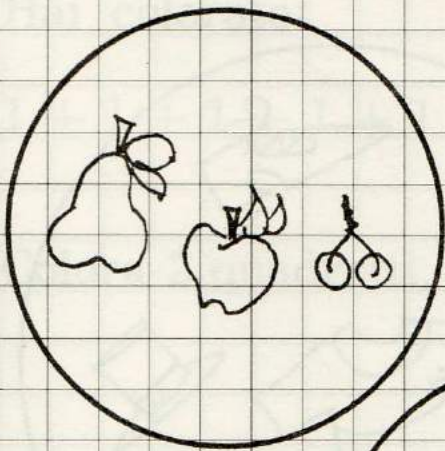
Fai una crocetta sotto il cerchio che contiene 7 elementi.



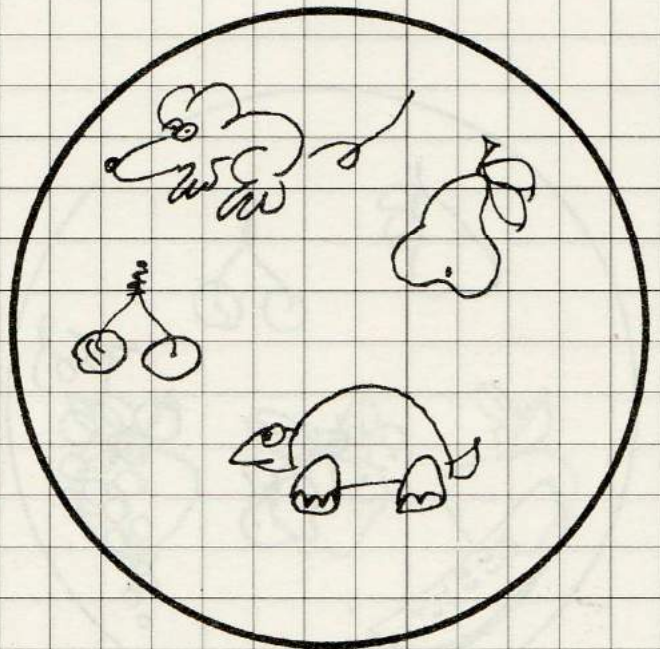

Fai una crocetta sotto il cerchio che contiene 7 elementi.



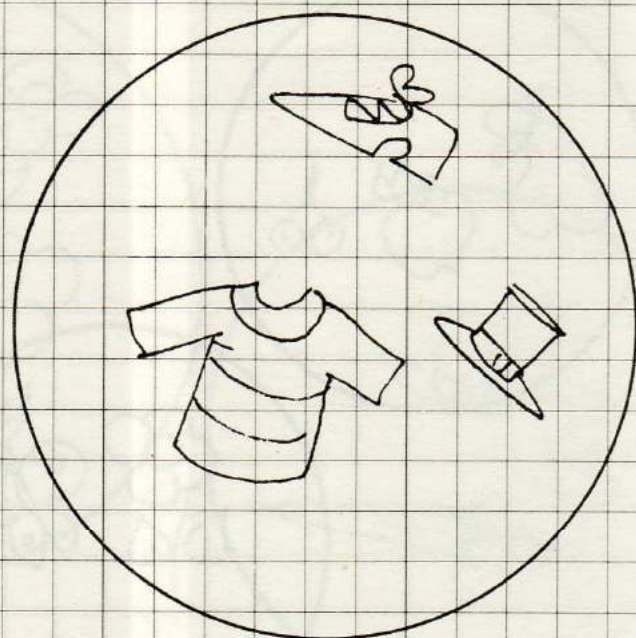
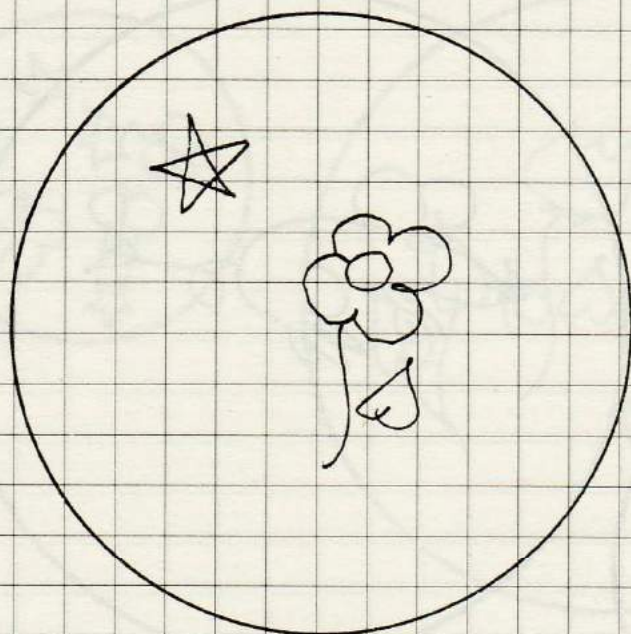
Completa ogni cerchio facendo in modo che ci siano sempre 7 elementi.



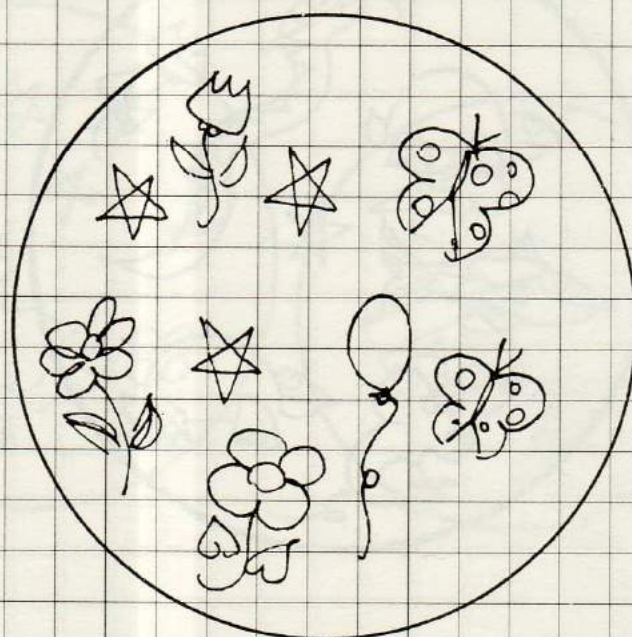
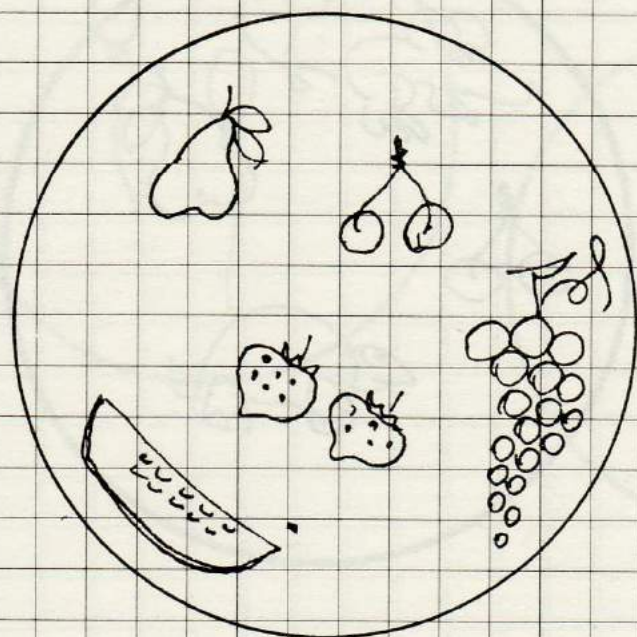
Fai una crocetta sotto il cerchio che contiene 7 elementi.



Completa ogni cerchio facendo in modo che ci siano sempre 7 elementi.



Fai una crocetta sotto un cerchio che contiene più elementi.
Chi ne contiene 7?



Colora sette quadretti.

Hai colorato:

$$1 + 1 + 1 + 1 + 1 + 1 + 1 =$$

Colora 2 quadretti, poi 3 quadretti, poi 2 quadretti.

Hai colorato:

$$2 + 3 + 2 =$$

Colora 3 quadretti. Ora colora 4 quadretti.


Hai colorato:

$$3 + 4 =$$

Colora soltanto 7 mele.



Colora soltanto 7 casette.



Completa:



$$7 : 7 =$$

$$7 : 6 =$$

$$7 : 5 =$$

$$7 : 4 =$$

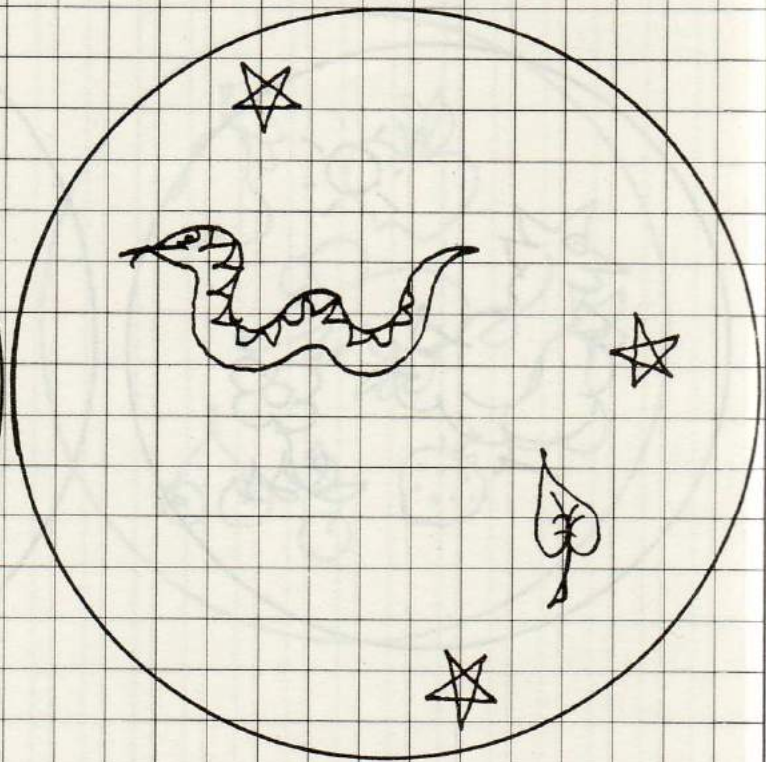

$$7 : 3 =$$

$$7 : 2 =$$

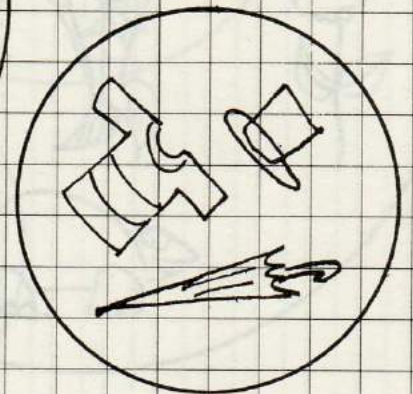


$$7 : 1 =$$

$$7 : 0 =$$

Completa ogni cerchio facendo in modo che ci siano sempre 8 elementi.



Fai una crocetta sotto il cerchio che contiene più elementi.
Chi ne contiene 8?



Colora 8 quadretti.

Hai colorato:

$$1 + 1 + 1 + 1 + 1 + 1 + 1 + 1 =$$

Colora 2 quadretti, poi altri 2 quadretti, poi altri 2 e altri 2.

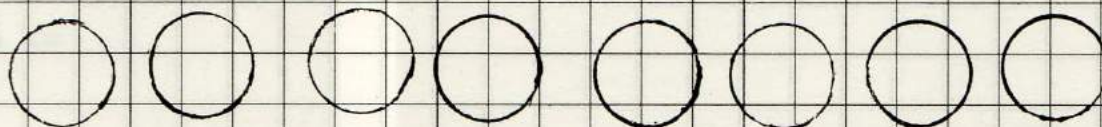
Hai colorato:

$$2 + 2 + 2 + 2 =$$

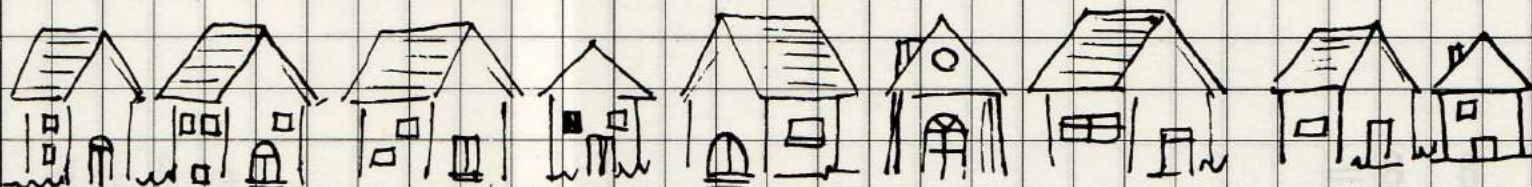
Quante volte 2?

$$4 \times 2 =$$


Colora soltanto 8 palloncini.



Colora soltanto 8 casette.



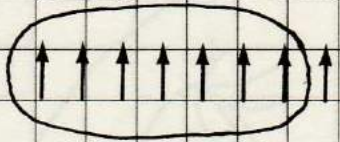
Colora soltanto 8 bastoni.



Completa:



$$8 : 7 =$$



$$8 : 6 =$$

$$8 : 5 =$$

$$8 : 3 =$$

$$8 : 1 =$$

$$8 : 4 =$$

$$8 : 2 =$$

$$8 : 8 =$$

$$8 : 0 =$$

Completa:

★ ★ ★ ★ ★ ★ ★

$7 + 1 =$

$6 + 2 =$

$5 + 3 =$

$4 + 4 =$

$3 + 5 =$

$2 + 6 =$

$1 + 7 =$

$8 + 0 =$

$2 + 2 + 2 + 2 =$

Completa:



$8 - 1 =$

$8 - 2 =$

$8 - 3 =$

$8 - 4 =$

$8 - 5 =$

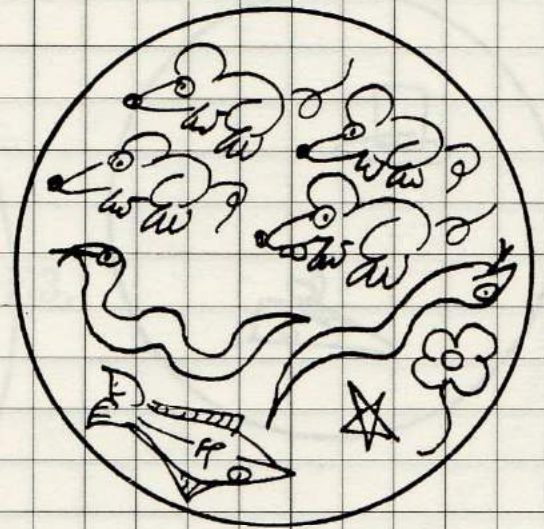

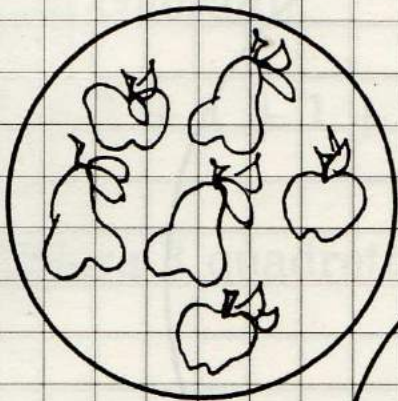
$8 - 6 =$

$8 - 7 =$




$8 - 8 =$

$8 - 0 =$

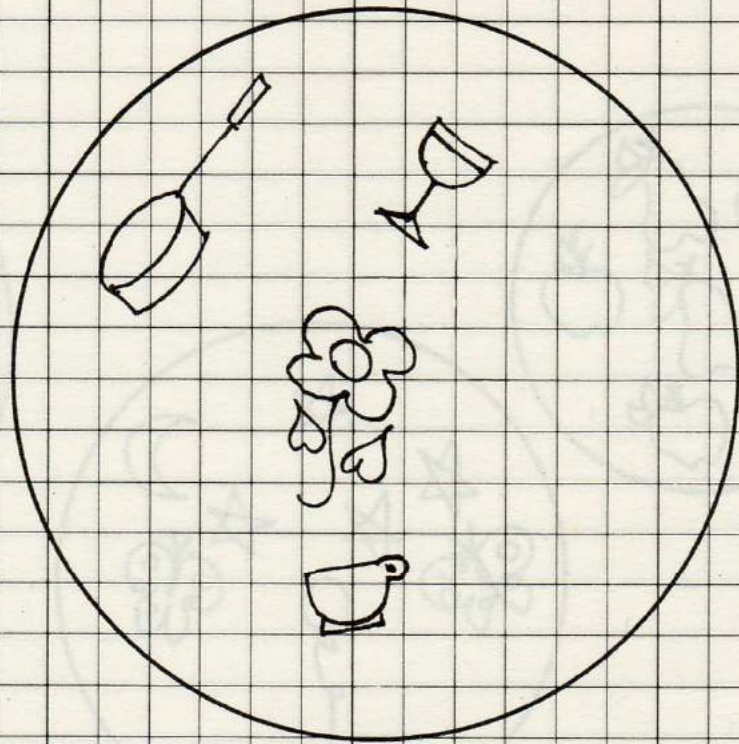
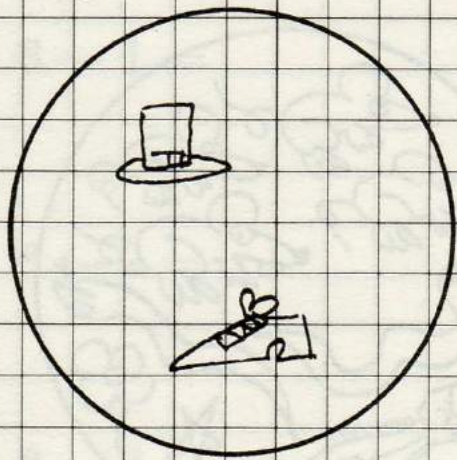
Fai una crocetta sotto il cerchio che contiene 9 elementi.



Fai una crocetta sotto il cerchio che contiene più elementi.
Chi ne contiene 9?




Completa ogni cerchio facendo in modo che ci siano sempre 9 elementi.



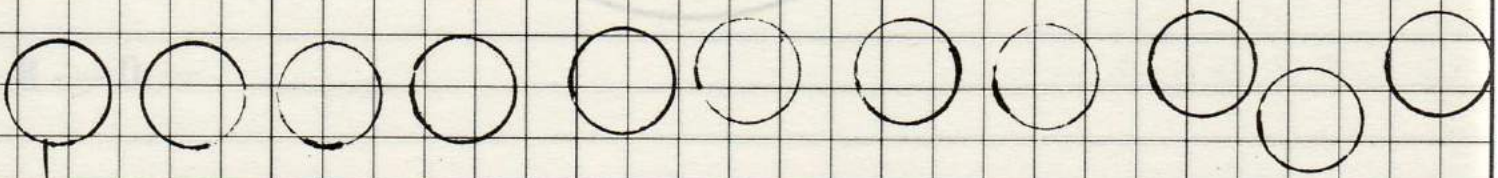
Colora soltanto 9 casette.



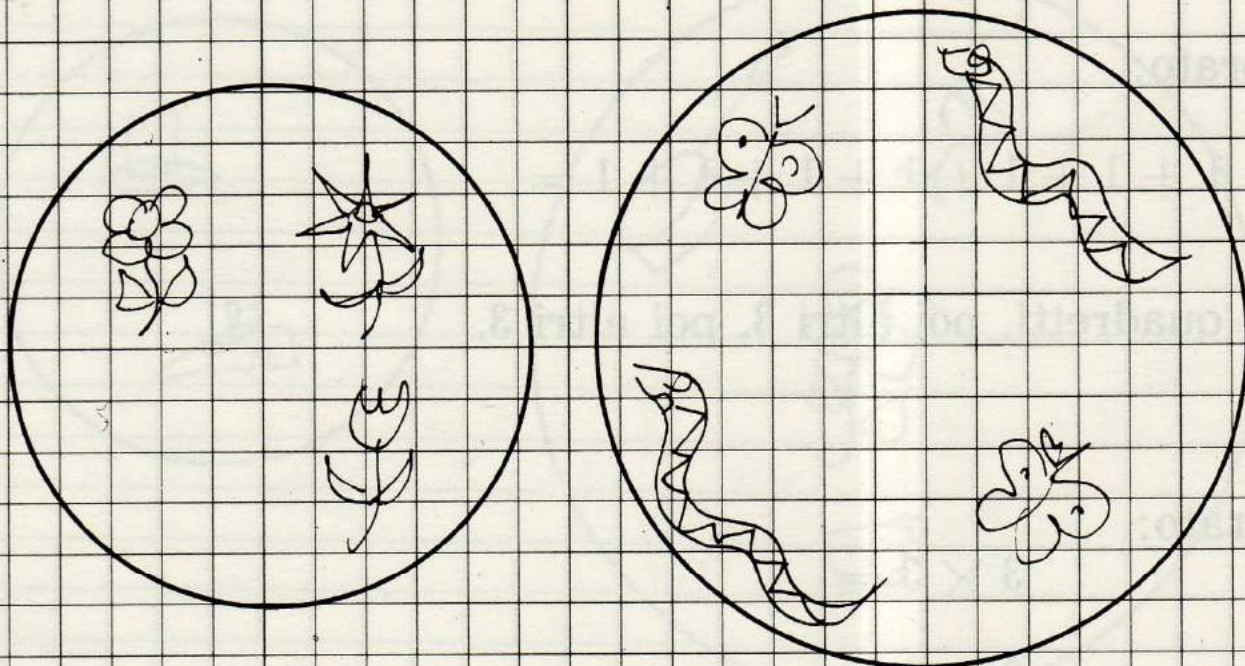
Colora soltanto 9 alberi.



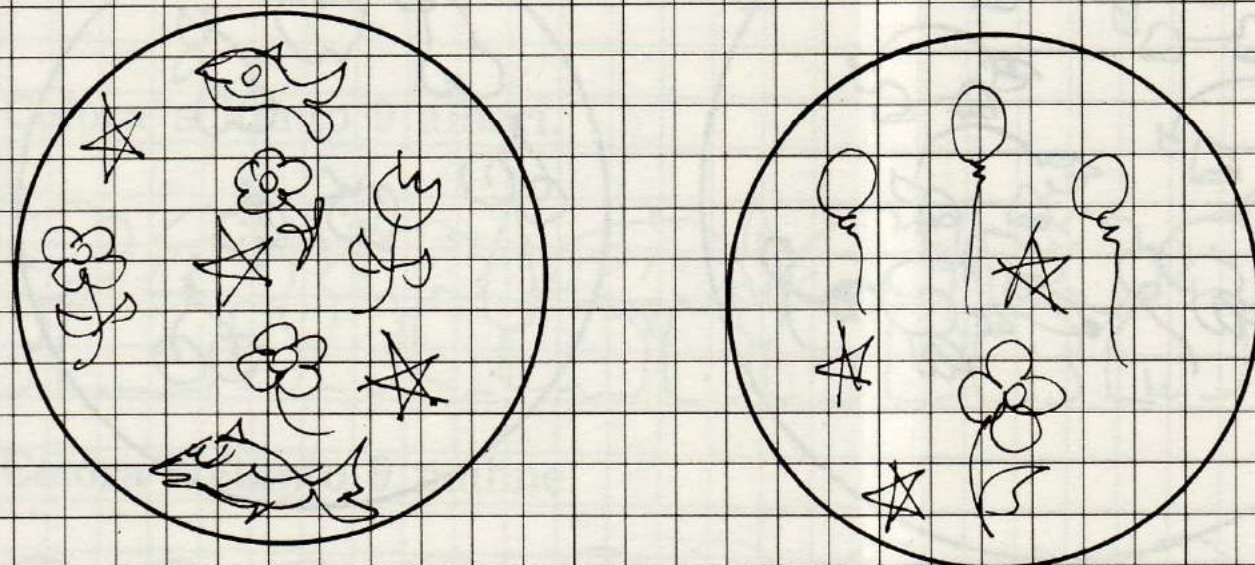
Colora soltanto 9 palline.




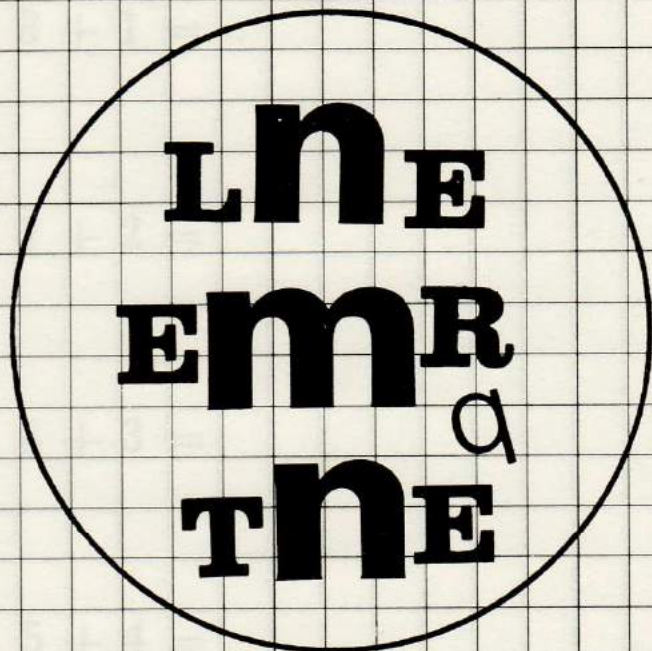
Completa ogni cerchio facendo in modo che ci siano sempre 9 elementi.



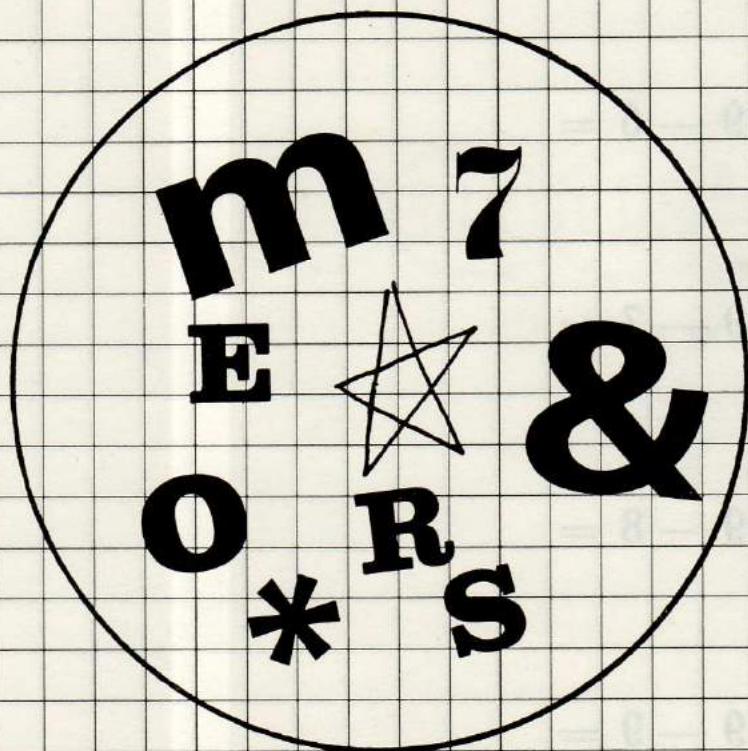
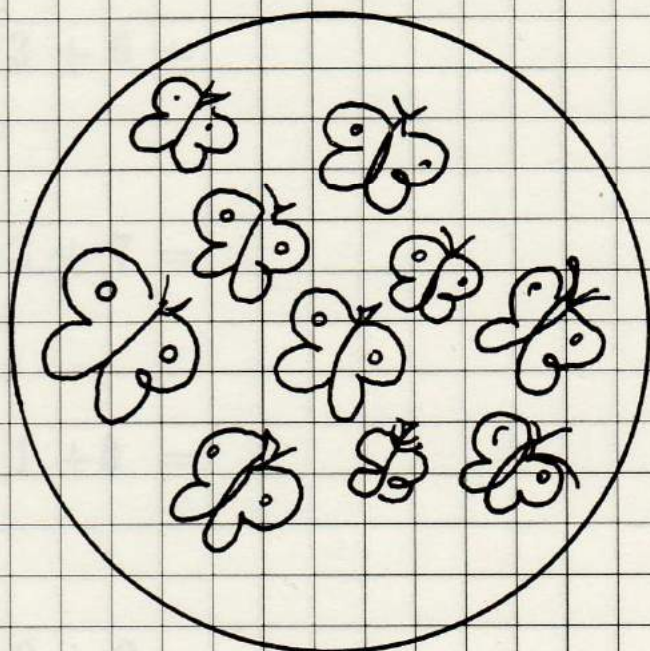
Fai una crocetta sotto il cerchio che contiene 9 elementi.




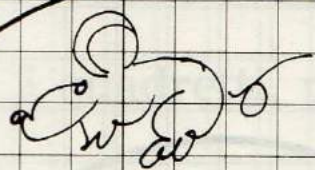
Fai una crocetta sotto il cerchio che contiene 10 elementi.



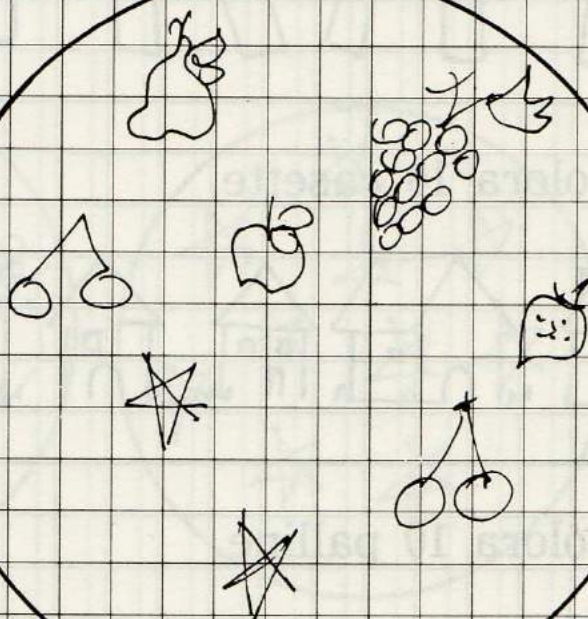
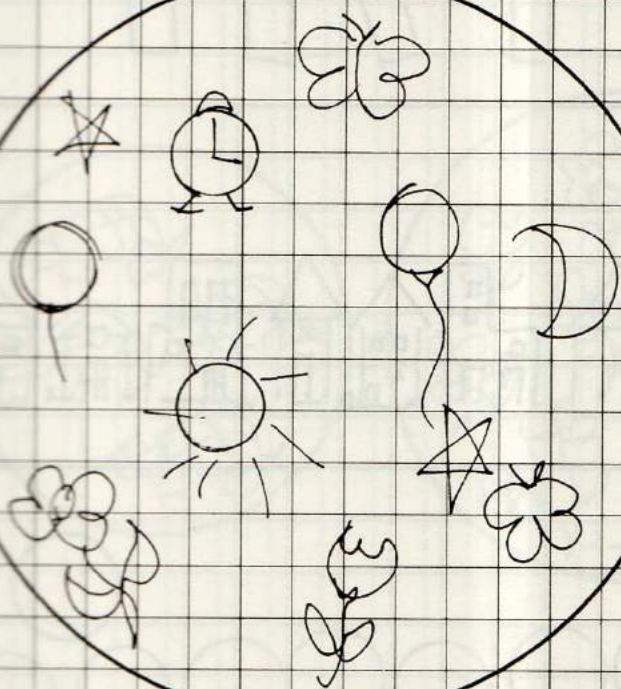
Fai una crocetta sotto il cerchio che contiene 10 elementi.



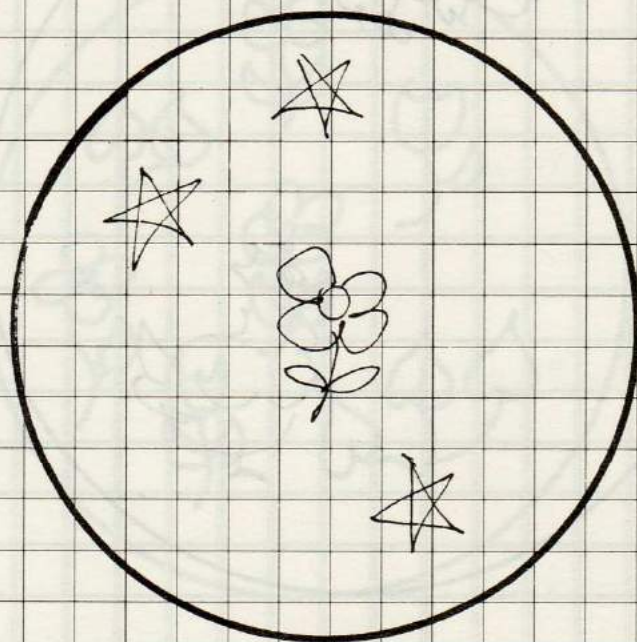
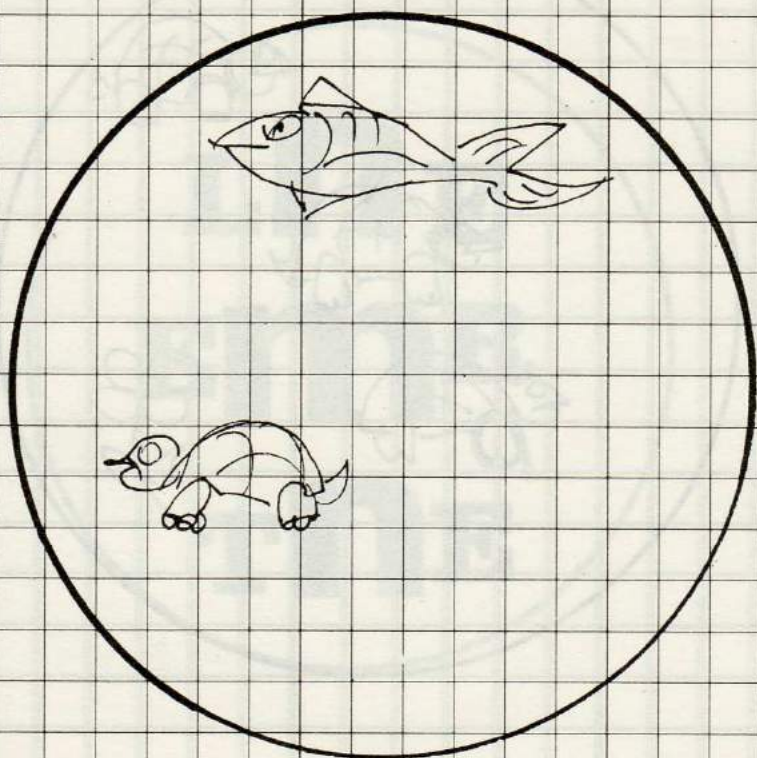
Completa ogni cerchio facendo in modo che ci siano sempre 10 elementi.



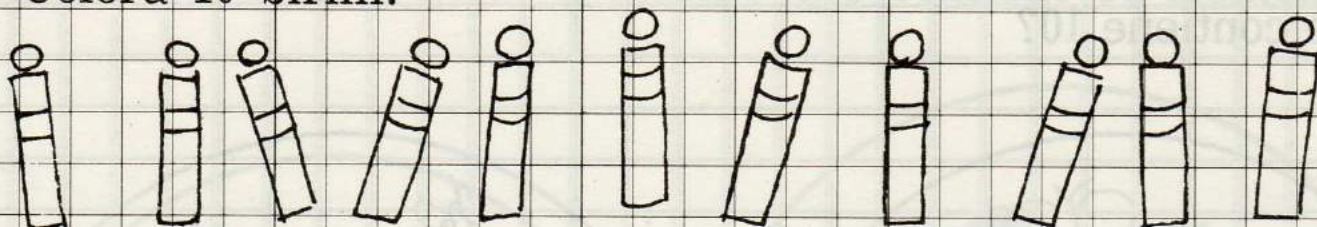
Fai una crocetta sotto il cerchio che contiene più elementi.
Chi ne contiene 10?



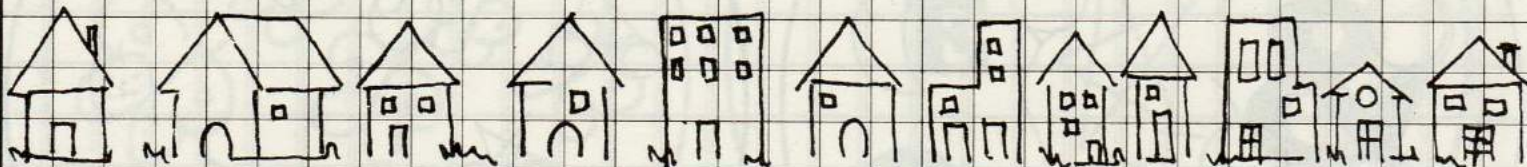
Completa ogni cerchio facendo in modo che ci siano sempre 10 elementi.



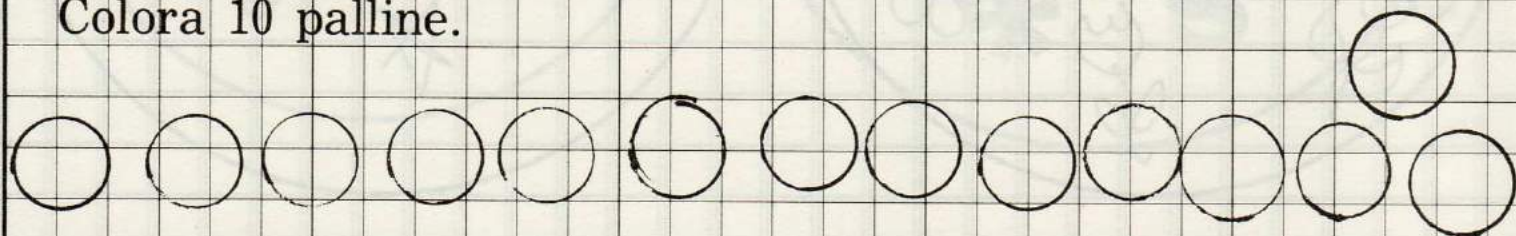
Colora 10 birilli.



Colora 10 casette.



Colora 10 palline.



Colora 10 quadretti. Hai colorato:

$$1 + 1 + 1 + 1 + 1 + 1 + 1 + 1 + 1 + 1 =$$

Colora 5 quadretti, poi altri 5.

Hai colorato: $5 + 5 =$

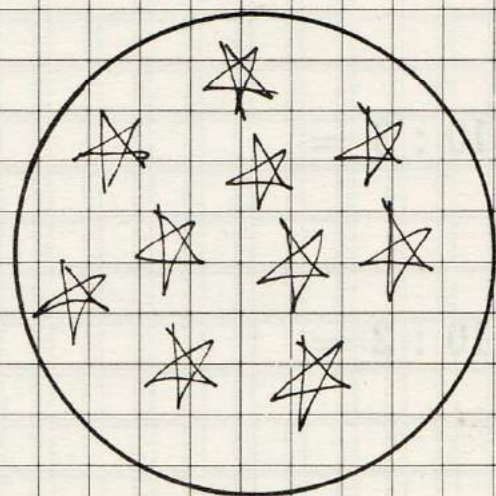
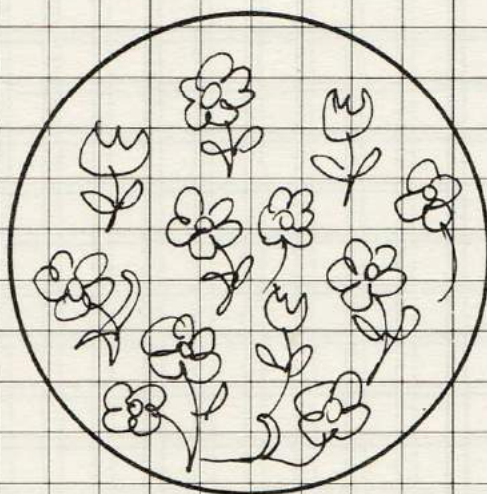

Colora 2 quadretti, poi 2, poi altri 2, poi altri 2, poi altri 2.

Quante volte 2 quadretti?

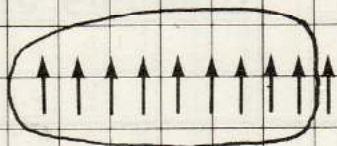
5 volte 2 quadretti

$$5 \times 2 =$$

Fai una crocetta sotto il cerchio che contiene 10 elementi.



Completa:



$10 : 9 =$

$10 : 8 =$

$10 : 7 =$

$10 : 6 =$

$10 : 5 =$

$10 : 4 =$

$10 : 3 =$

$10 : 2 =$

$10 : 1 =$

Completa:



$9 + 1 =$

$8 + 2 =$

$7 + 3 =$

$6 + 4 =$

$5 + 5 =$

$4 + 6 =$

$3 + 7 =$

$2 + 8 =$

$1 + 9 =$

Completa:



$$10 - 2 =$$

$$10 - 3 =$$

$$10 - 4 =$$

$$10 - 5 =$$

$$10 - 6 =$$

$$10 - 7 =$$

$$10 - 8 =$$

$$10 - 9 =$$

$$10 - 10 =$$

Quante volte devi disegnare una pallina per averne 10?

Disegnale:

Quante volte devi disegnare una foglia per averne 10?

Disegnale:

Quante volte devi disegnare dei puntini per averne 10?

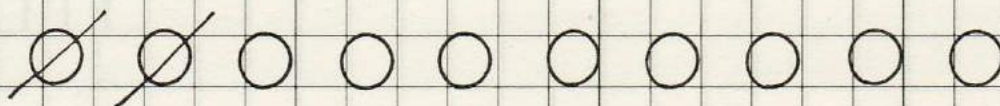
Disegnali:

Quante volte devi colorare un quadretto per averne 10?

Colorali:

Fai i disegni e completa:

esempio:



Quante volte puoi levare 1 pallina da 10 palline?

Dieci volte

Quante volte puoi levare 2 palline da 10 palline?

Quante volte puoi levare 3 fiori da 10 fiori?

Quante volte puoi levare 5 stecchini da 10 stecchini?

Completa:

Da 2 a 10 manca

Da 5 a 10 manca

Da 3 a 10 manca

Da 9 a 10 manca

Da 7 a 10 manca

Da 1 a 10 manca

Da 6 a 10 manca

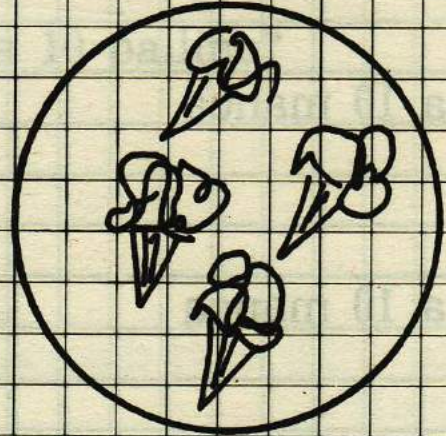
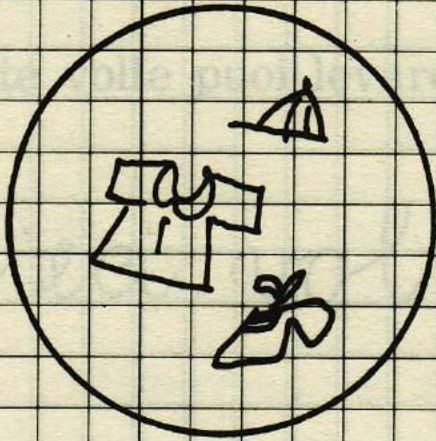
Da 4 a 10 manca

Da 8 a 10 manca

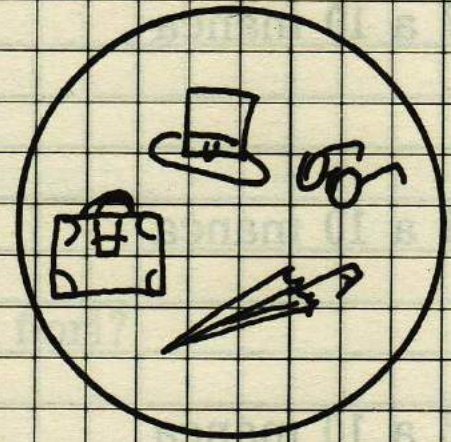

Da 10 a 10 manca

Quanti elementi sono in un cerchio? Unisci il cerchio al numero corrispondente.

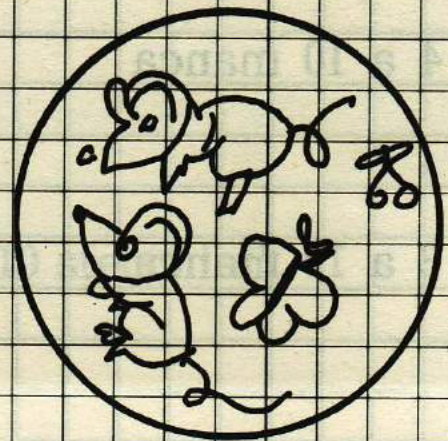
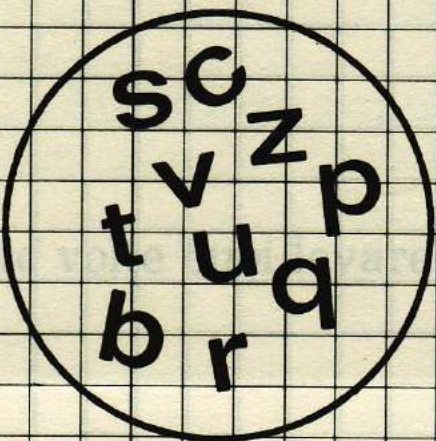
1 2 3 4 5 6 7 8 9 10



1 2 3 4 5 6 7 8 9 10

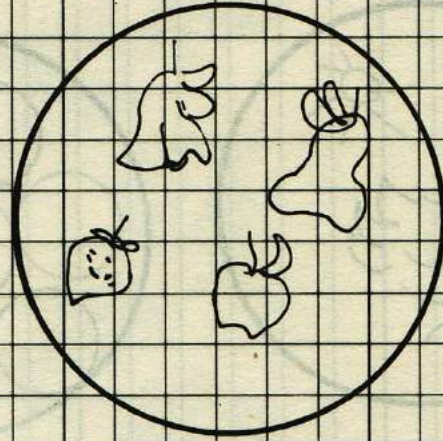



1 2 3 4 5 6 7 8 9 10

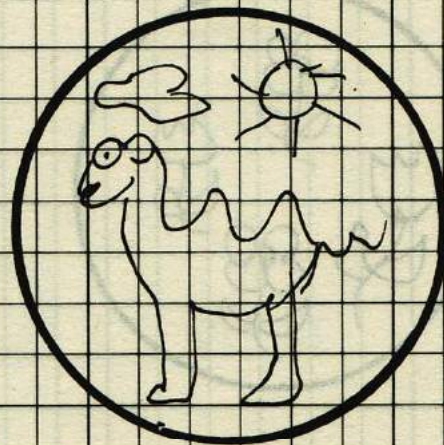
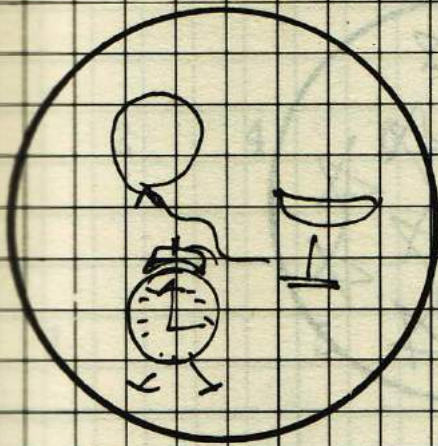


Quanti elementi sono in un cerchio? Unisci il cerchio al numero corrispondente.

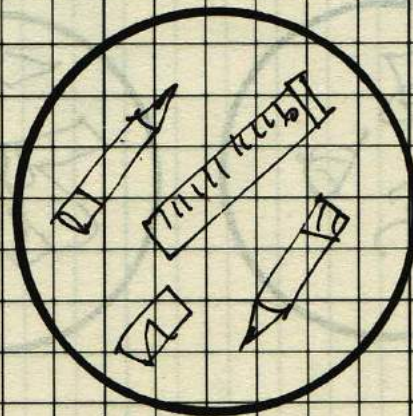
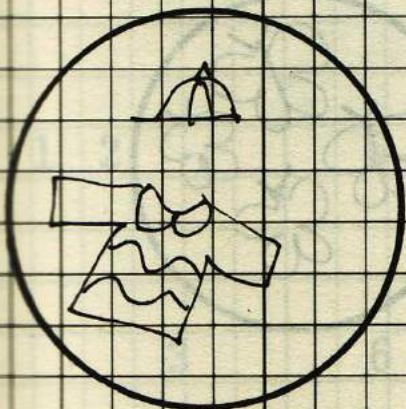
1 2 3 4 5 6 7 8 9 10



1 2 3 4 5 6 7 8 9 10

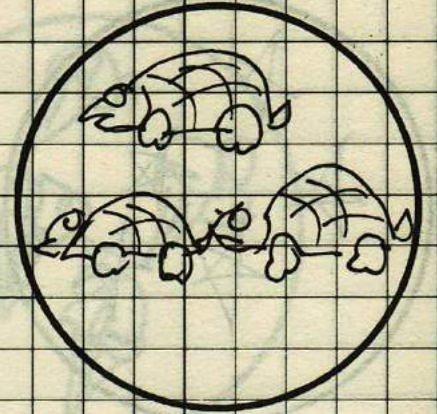
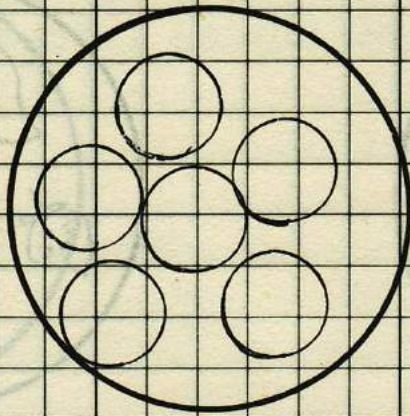
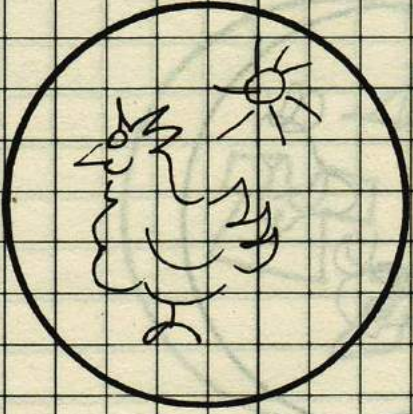


1 2 3 4 5 6 7 8 9 10

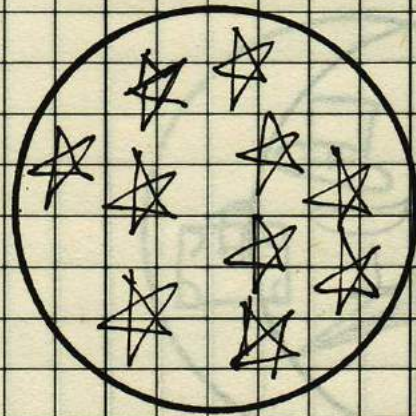
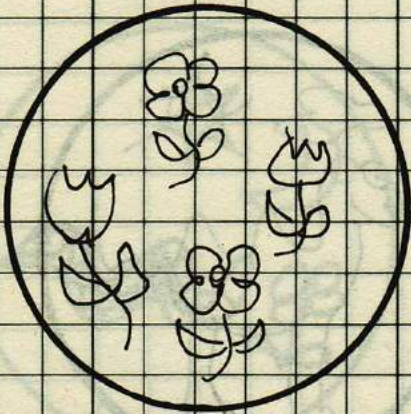


Quanti elementi sono in un cerchio? Unisci il cerchio al numero corrispondente.


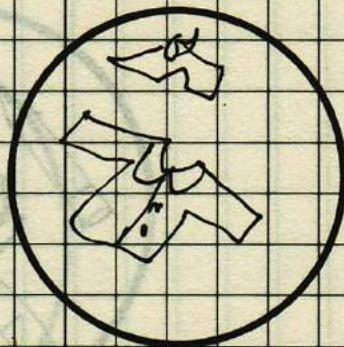
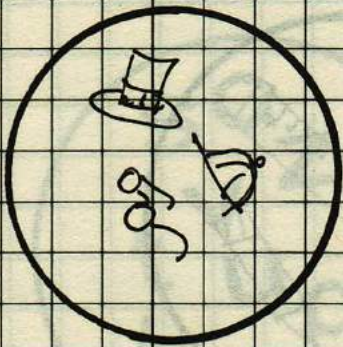
1 2 3 4 5 6 7 8 9 10



1 2 3 4 5 6 7 8 9 10



1 2 3 4 5 6 7 8 9 10



Che numero manca?

1 2 3 4 6 8 9 10

1 2 4 7 9 10

3 4 5 6 7 8

1 3 5 7 9 10

2 4 6 8 10

1 5 9

1 9

1 2 6 10

3 6 9

Fai un cerchietto attorno al numero più grande.

5 8 9 5

6 2 7 1

8 5 2 8

4 6 5 9

10 2 8 1

5 10 10 10

1 3 5 6

7 5 9 10

7 8 2 0

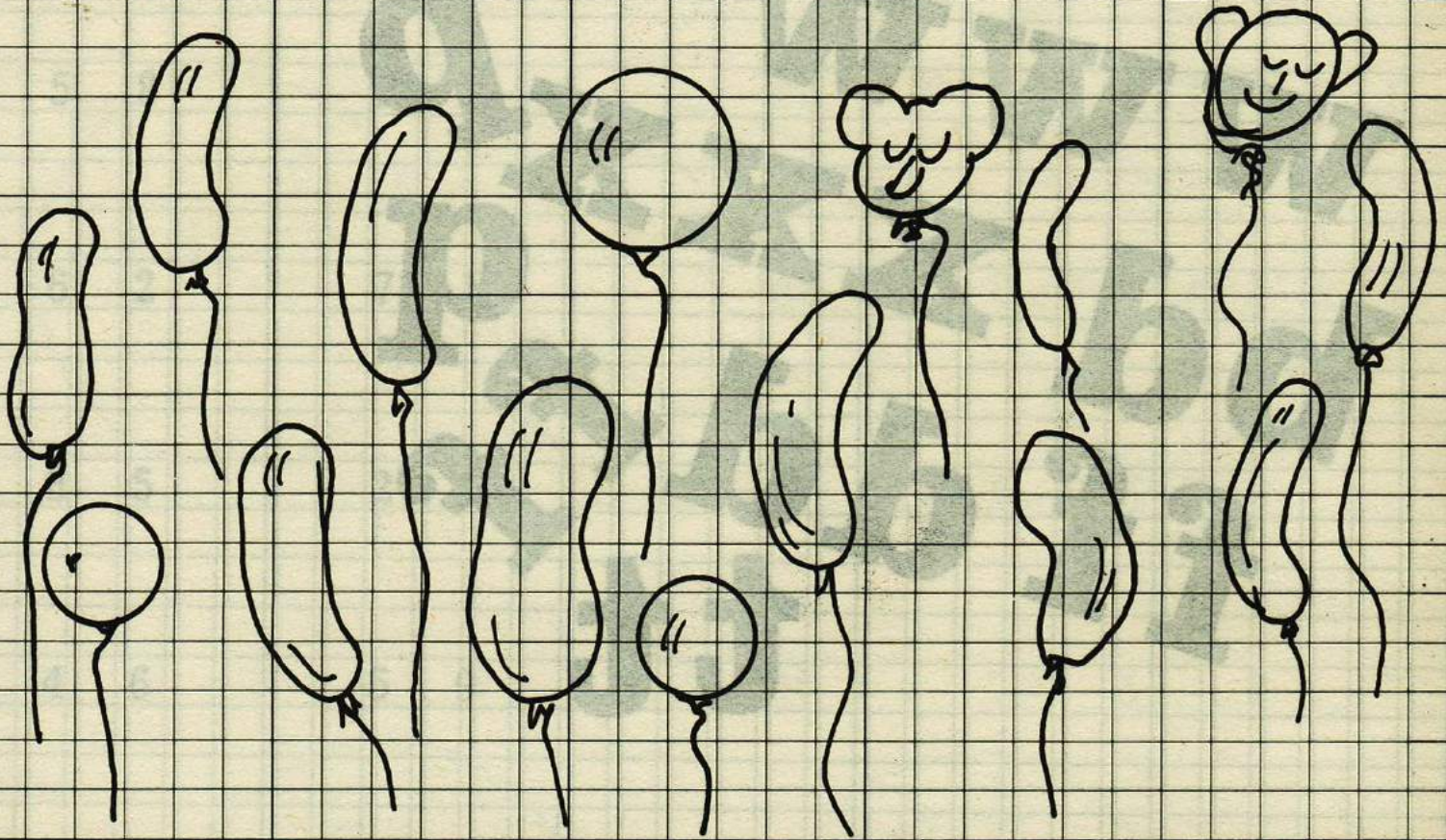
Raggruppa per 2

W W W
b d X X X p
f f d d d q
t t

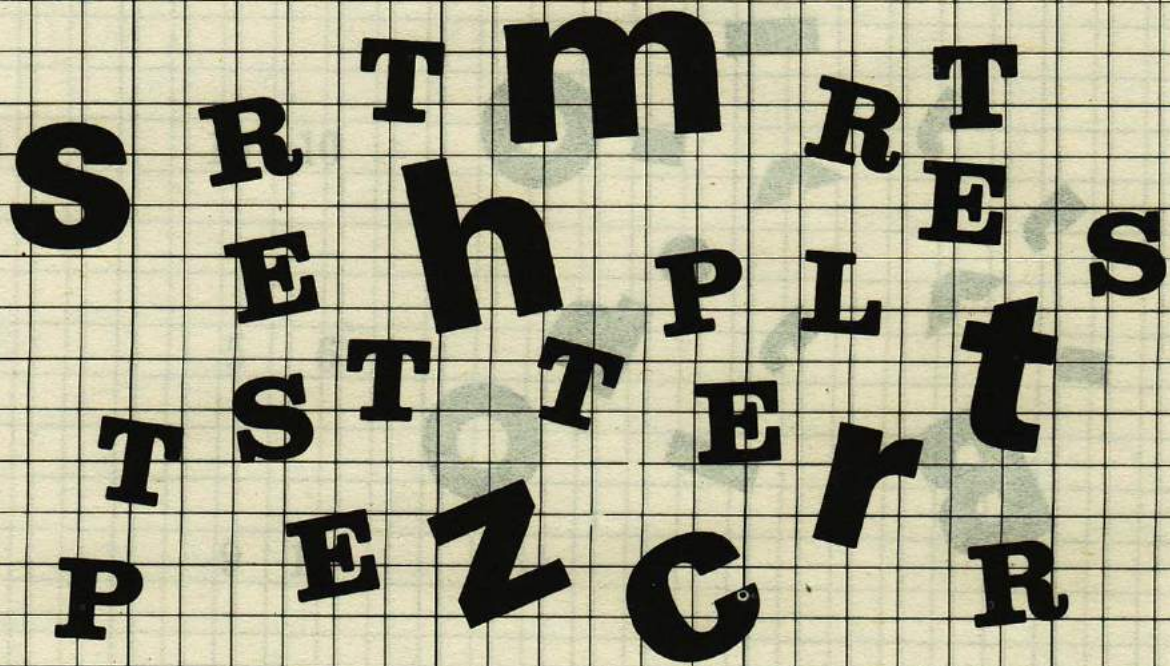
Raggruppa per 3

h h h
i i i o
B i h o


Raggruppa per 5




Raggruppa per 6



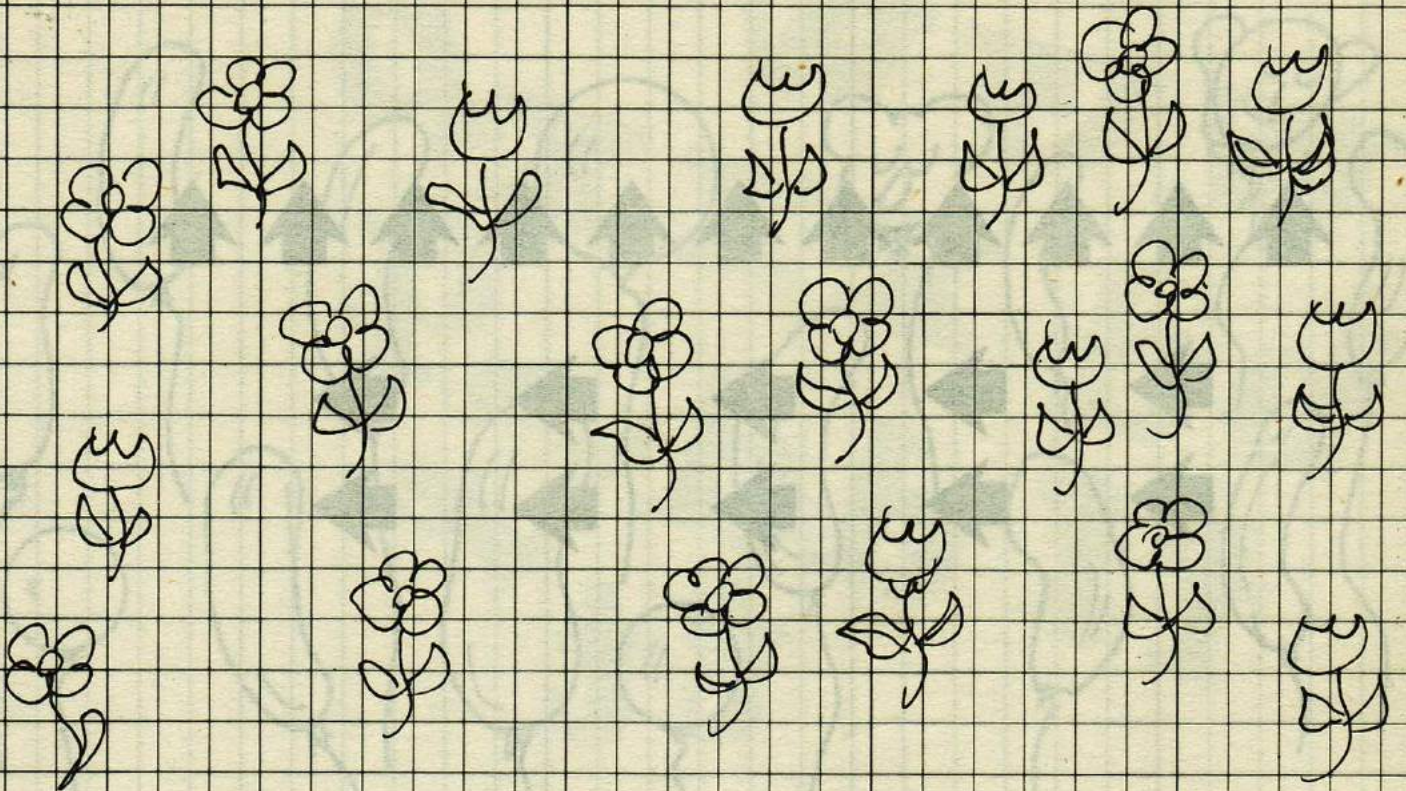
Raggruppa per 7




Raggruppa per 8



Raggruppa per 4



Raggruppa per 9



Completa:

1 2 3 4 5 6 7 8 9 10 11 12 13 14 15 16

$8 + 7 =$

1 2 3 4 5 6 7 8 9 10 11 12 13 14 15 16

$9 + 7 =$

1 2 3 4 5 6 7 8 9 10 11 12 13 14 15 16

$9 + 6 =$

1 2 3 4 5 6 7 8 9 10 11 12 13 14 15 16

$8 + 8 =$

1 2 3 4 5 6 7 8 9 10 11 12 13 14 15 16

$10 + 5 =$

1 2 3 4 5 6 7 8 9 10 11 12 13 14 15 16

$5 + 7 =$

Completa:

$$5 + 5 + 1 =$$

$$5 + 5 + 4 =$$

$$5 + 5 + 5 =$$

$$5 + 5 + 7 =$$

$$5 + 5 + 3 =$$

$$5 + 5 + 9 =$$

$$5 + 5 + 2 =$$

$$5 + 5 + 6 =$$

$$5 + 5 + 8 =$$

Completa:

$10 + 4 =$

$10 + 6 =$

$10 + 5 =$

$10 + 3 =$

$10 + 1 =$

$10 + 7 =$

$10 + 8 =$

$10 + 2 =$

$10 + 9 =$

Completa:



$9 + 4 =$

$10 + 3 =$

$8 + 7 =$

$10 + 5 =$

$4 + 9 =$

$10 + 3 =$

$5 + 8 =$

$10 + 3 =$

$9 + 9 =$

$10 + 8 =$

$7 + 6 =$

$10 + 3 =$

$5 + 7 =$

$10 + 2 =$

$4 + 7 =$

$10 + 1 =$

$9 + 3 =$

$10 + 2 =$

Completa:



$5 + 3 =$

$8 - 3 =$

$8 - 5 =$

$7 + 4 =$

$11 - 7 =$

$11 - 4 =$

$5 + 4 =$

$9 + 5 =$

$9 + 4 =$

Completa:



$$3 + 4 =$$

$$7 - 3 =$$

$$7 - 4 =$$

$$8 + 9 =$$

$$17 - 8 =$$


$$17 - 9 =$$

$$5 + 9 =$$

$$14 - 9 =$$

$$14 - 5 =$$

Completa:



$3 + \quad = 7$



$\quad + 4 = 10$

$5 + \quad = 9$

$\quad + 5 = 10$

$6 + \quad = 8$

$\quad + 6 = 10$

$7 + \quad = 10$

$\quad + 9 = 10$

$5 + \quad = 10$

$\quad + 7 = 10$

$7 + \quad = 10$

$\quad + 8 = 10$

$1 + \quad = 10$

$\quad + 1 = 10$

$9 + \quad = 10$

$\quad + 2 = 10$

$1 + \quad = 10$

$\quad + 3 = 10$

Completa:



$7 - \quad = 5$



$\quad - 4 = 6$

$8 - \quad = 5$

$\quad - 2 = 8$

$6 - \quad = 3$

$\quad - 8 = 2$

$9 - \quad = 1$

$\quad - 4 = 4$

$4 - \quad = 2$

$\quad - 5 = 5$

$5 - \quad = 1$

$\quad - 6 = 4$

$9 - \quad = 2$

$\quad - 7 = 1$


$8 - \quad = 7$

$\quad - 5 = 1$

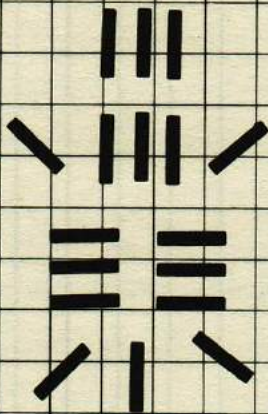
$8 - \quad = 3$

$\quad - 7 = 1$

Raggruppa per dieci.




decine unità




decine unità




decine unità



decine unità



decine unità



decine unità



Raggruppa per dieci.



decine unità




decine unità




decine unità



decine unità



decine unità




decine unità


Raggruppa per dieci.



decine unità



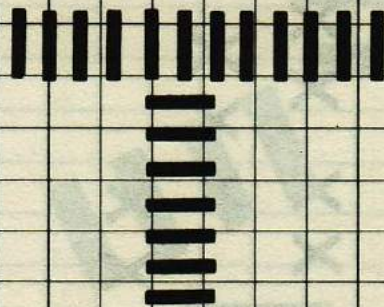
decine unità



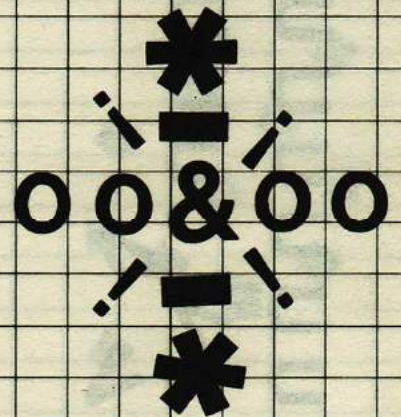
decine unità



decine unità



decine unità

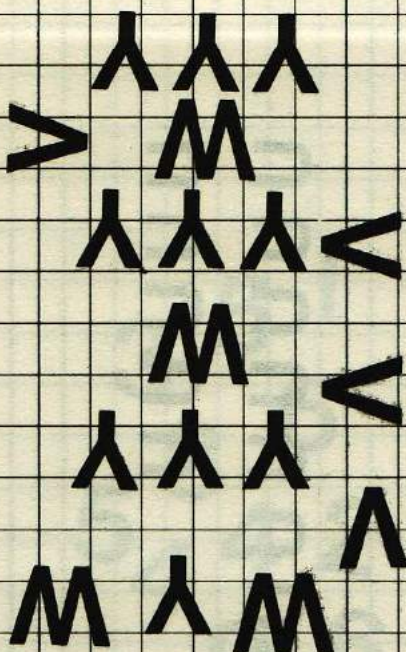


decine unità


Raggruppa per dieci.




decine unità



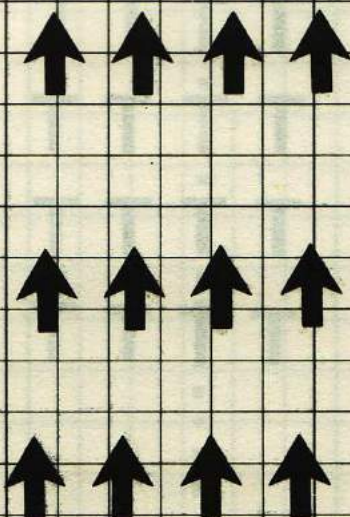
decine unità




decine unità



decine unità



decine unità



decine unità

Raggruppa per dieci.

O O O O O O O O O O O O
O O O O O O O O O O O O

decine unità

U U U U U U U U U U
U U U U U U U U U U

decine unità

S S S S S S S S S S S S
S S S S S S S S S S S S

decine unità

^ ^ ^ ^ ^ ^ ^ ^ ^ ^
^ ^ ^ ^ ^ ^ ^ ^ ^ ^

decine unità

T T T T T T T T
T T T T T T T T

decine unità


X X X X X X X X X X
X X X X X X X X X X

decine unità

Raggruppa per dieci.

t b
l z
h g c
p n h f
q s t d
r m

3 5 1
6
8
5 4 4 2
9 6




decine unità

decine unità

decine unità

X
X
X
X



decine unità

decine unità

decine unità

Riunisci e raggruppa per 10

esempio:

$5 + 6 =$

$5 + 6 = 10 + 1$

$9 + 7 =$

$6 + 5 =$

$8 + 7 =$

$7 + 7 =$

$6 + 7 =$

$5 + 7 =$

$6 + 8 =$

$5 + 8 =$

$6 + 6 =$

$6 + 9 =$

$5 + 9 =$

Riunisci e raggruppa per 10

$4 + 8 =$

$3 + 8 =$

$4 + 7 =$

$9 + 8 =$

$9 + 6 =$

$9 + 2 =$

$9 + 3 =$

$8 + 4 =$

$9 + 9 =$

$8 + 8 =$

$7 + 7 =$

$4 + 9 =$

Completa:

1 1

$$4 + 6 =$$

1 1

$$5 + 4 =$$

1 1

$$7 + 4 + 2 =$$

1 1

$$5 + 6 =$$

1 1

$$9 + 1 + 4 =$$

1 1

$$2 + 5 + 7 =$$

1 1

$$5 + 4 + 3 + 1 =$$

1 1

$$7 + 3 + 5 + 2 =$$

Completa:

1 1

$$15 - 6 =$$

1 1

$$18 - 7 =$$

1 1

$$9 - 3 - 2 =$$

1 1

$$16 - 5 - 4 =$$

1 1

$$17 - 8 =$$

1 1

$$19 - 12 =$$


1 1

$$19 - 7 =$$

1 1

$$20 - 8 =$$

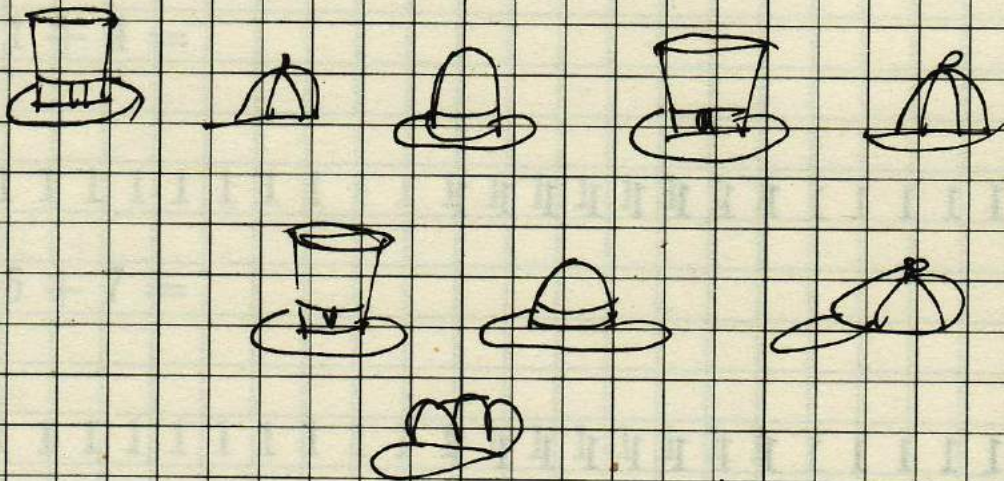
Raggruppa per 3



risultano

gruppi

avanza

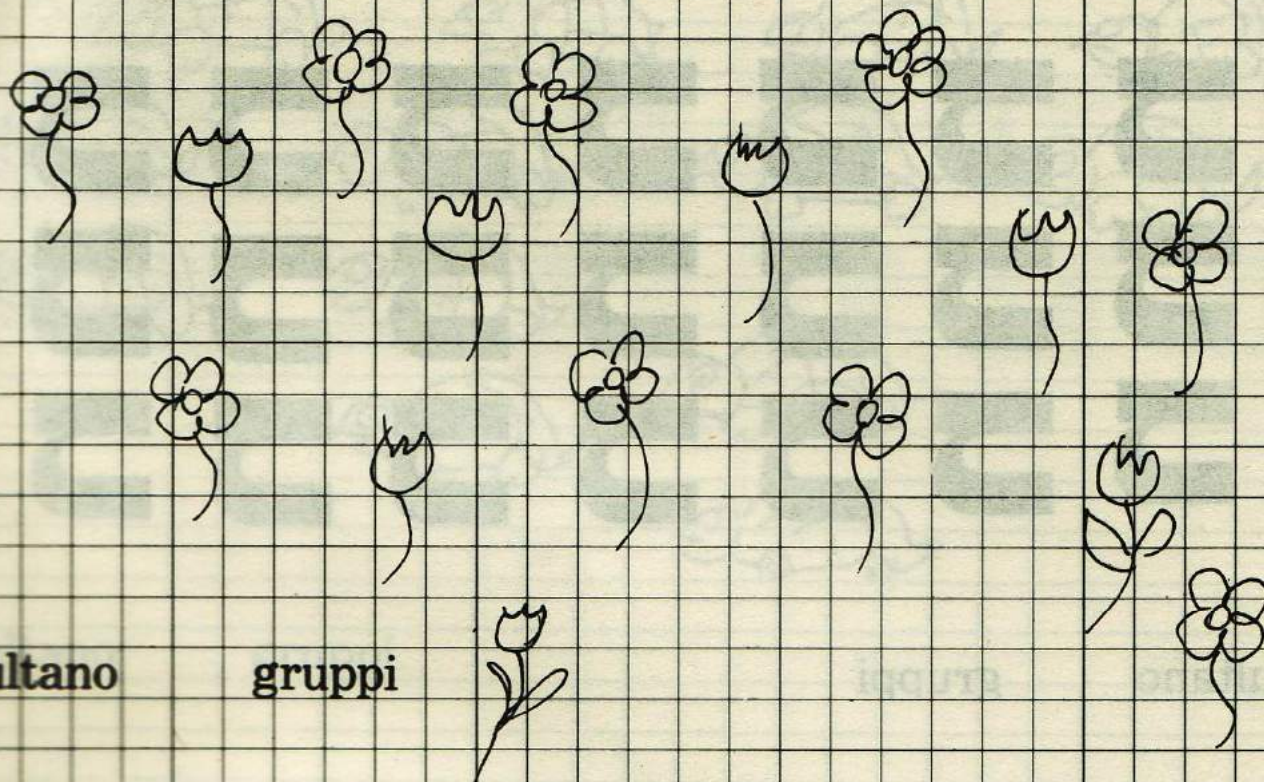


risultano

gruppi

avanza


Raggruppa per 6



risultano

gruppi

avanza




risultano

gruppi

avanza

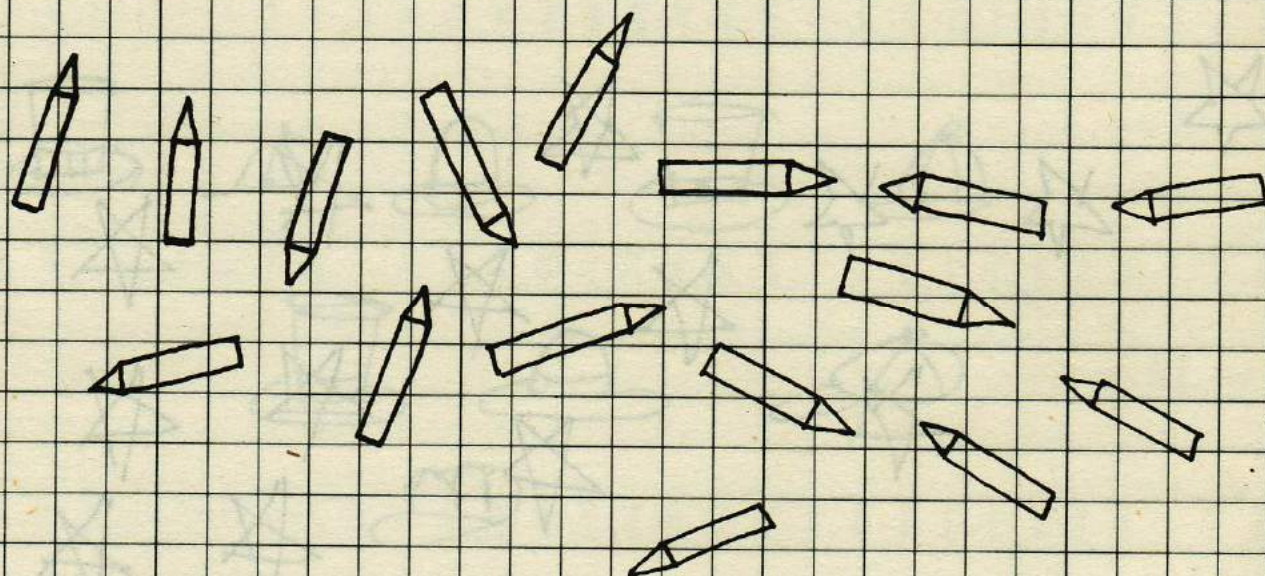
Raggruppa per 9



risultano

gruppi

avanza




risultano

gruppi

avanza


Raggruppa per 7



risultano

gruppi

avanza



risultano

gruppi

avanza

Raggruppa per 8

n n n n n n n
u u u u u u u

risultano gruppi


avanza

o o o o o o o
o o o o o
o o o o o o o

risultano gruppi

avanza


Raggruppa per 5



risultano

gruppi

avanza

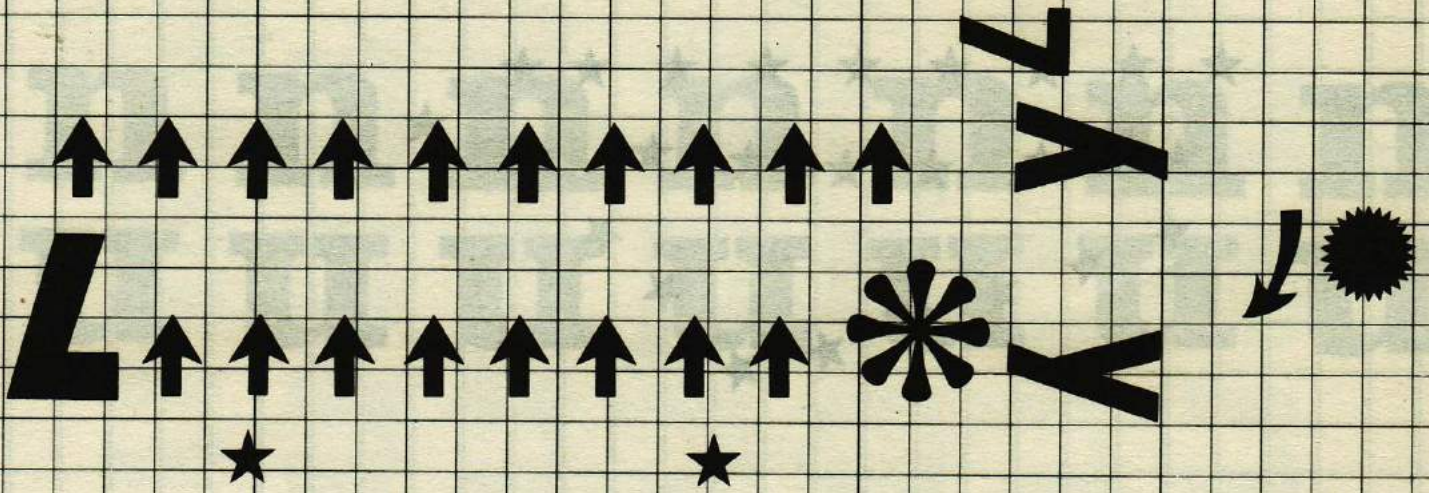


risultano

gruppi

avanza


Raggruppa per 2



risultano

gruppi

avanza




risultano

gruppi

avanza


Raggruppa per 4



risultano

gruppi

avanza



risultano

gruppi

avanza

Osserva i numeri segnati qui sotto e fai una croce sui numeri maggiori di 15.

1 2 3 4 5 6 7 8 9 10 11 12 13 14 15 16 17 18 19 20

Fai una croce sui numeri maggiori di 7.
Fai un cerchietto sui numeri minori di 10.

1 2 3 4 5 6 7 8 9 10 11 12 13 14 15 16 17 18 19 20

Fai un cerchio sui numeri minori di 12.
Fai una crocetta sui numeri maggiori di 14.

1 2 3 4 5 6 7 8 9 10 11 12 13 14 15 16 17 18 19 20

Fai un cerchio sui numeri minori di 10.
Fai una crocetta sui numeri minori di 20.

1 2 3 4 5 6 7 8 9 10 11 12 13 14 15 16 17 18 19 20

Fai una croce sui numeri maggiori di 10.
Fai un cerchio sui numeri minori di 14.

1 2 3 4 5 6 7 8 9 10 11 12 13 14 15 16 17 18 19 20

Unisci, con una freccia, ogni addizione al suo risultato:

$3 + 1 = 5$

$2 + 3 = 6$

$5 + 3 = 7$

$6 + 2 = 4$

$2 + 2 = 8$

$3 + 3 = 9$

$4 + 3 =$

$2 + 6 =$

$6 + 0 =$

Unisci, con una freccia, ogni addizione al suo risultato:

$9 + 9 = 19$

$10 + 5 = 11$

$12 + 4 = 14$

$12 + 3 = 16$

$9 + 2 = 18$

$7 + 4 = 15$

$8 + 3 = 16$

$9 + 10 =$

$7 + 7 =$

Unisci, con una freccia, ogni addizione al suo risultato:

$20 + 10 =$

40

$10 + 30 =$

50

$15 + 15 =$

30

$21 + 9 =$

25

$10 + 15 =$

41

$10 + 31 =$

52

$40 + 12 =$

$35 + 15 =$

Unisci, con una freccia, ogni sottrazione al suo risultato.

$10 - 2 =$

4

$8 - 4 =$

1

$7 - 5 =$

2

$11 - 3 =$

3

$6 - 3 =$

9

$15 - 11 =$

8

$20 - 12 =$

$18 - 17 =$

$26 - 24 =$

$23 - 22 =$

Completa:

$$2 + 8 - 2 =$$

$$5 + 10 - 5 =$$

$$10 + 4 - 2 =$$

$$15 + 5 - 4 =$$

$$3 \times 2 + 2 =$$

$$4 \times 5 + 4 =$$

$$3 \times 3 + 5 =$$

$$5 \times 4 + 5 =$$

$$10 - 8 - 1 =$$

$$20 - 7 - 3 =$$

$$30 - 5 - 5 =$$

$$50 - 10 - 10 =$$